

May 20, 2026

To,  
The Manager,  
Listing Department,  
National Stock Exchange of India Ltd.,  
Exchange Plaza,  
Bandra Kurla Complex, Bandra (East),  
Mumbai – 400051  
Symbol: SARLAPOLY

Corporate Services Department  
BSE Limited  
Phiroze Jeejeebhoy Towers,  
Dalal Street  
Mumbai – 400001  
Security Code: 526885

Dear Sir / Madam,

**Sub: Buyback Offer opening advertisement published in newspapers**

This has reference to our letter dated May 19, 2026 whereby we submitted the letter of offer dated May 19, 2026 (“**Letter of Offer**”) for your reference and dissemination and informed that the Company has e-mailed the Letter of Offer to eligible shareholders holding Equity Shares of the Company as on the Record Date (being May 15, 2026), on May 19, 2026.

Please note that an offer opening advertisement dated May 19, 2026, inter alia regarding completion of dispatch of the Letter of Offer and setting out details of key timelines, entitlement ratio for Eligible Shareholders and method of checking entitlement, has been published on May 20, 2026, in the following newspapers:

Publication	Language	Editions
Financial Express	English	All Editions
Janasatta	Hindi	All Editions
Janadesh	Gujarati*	Silvassa Edition

\*Gujarati being the regional language where the registered office of the Company is located.

A copy of the said offer opening advertisement is enclosed as **Annexure 1**. The aforementioned will also be available on the Company’s website (www.sarlafibers.com).

All capitalised terms used herein and not specifically defined shall have the same meaning as ascribed to such terms under the Letter of Offer.

We request you to kindly take the above on record.

This is for your information and records.

**For Sarla Performance Fibers Limited**

**Mustafa Manasawala**  
**Company Secretary & Compliance Officer**  
**M. No. A76344**


Enclosed: As above

**Zydus Lifesciences Limited**  
 Registered Office: Zydus Corporate Park, Scheme No. 63, Survey No. 536, Khoraj (Gandhinagar),  
 Near Vaishnodevi Circle, Sarkhej- Gandhinagar Highway, Ahmedabad - 382481  
 Tel. No.: (+91-79) 4804 0000, Website: www.zyduslife.com  
 CIN : L24230GJ1995PLC025878

**Extract of Consolidated Financial Results for the Quarter and Year Ended March 31, 2026**

Sr. No.	Particulars	INR Million				
		Quarter ended			Year ended	
		31/03/2026 (Unaudited)	31/12/2025 (Unaudited)	31/03/2025 (Unaudited)	31/03/2026 (Audited)	31/03/2025 (Audited)
1	Total income from operations	75,870	68,645	65,279	271,484	232,415
2	Net profit for the period before exceptional items and tax	20,572	14,383	18,916	71,377	62,463
3	Net profit for the period after exceptional items but before tax	16,597	13,534	16,720	66,211	60,267
4	Net profit for the period after tax and non-controlling interest	12,725	10,421	11,709	50,400	45,255
5	Total comprehensive income for the period after tax and non-controlling interest	7,902	10,213	11,483	42,673	44,257
6	Paid-up equity share capital (Face value Re. 1/-)	1,006	1,006	1,006	1,006	1,006
7	Other equity				270,108	238,525
8	Earnings per share (not annualised for the quarter)					
a	Basic (Rs.)	12.65	10.36	11.64	50.09	44.97
b	Diluted (Rs.)	12.65	10.36	11.64	50.09	44.97

Note: [1] The above is an extract of the detailed format of Quarterly/ Yearly Financial Results filed with the Stock Exchanges under Regulation 33 of the SEBI (Listing Obligations and Disclosure Requirements) Regulations, 2015. The results, alongwith the Audit Reports are available on the Company's website: www.zyduslife.com, on the website of BSE [www.bseindia.com] and on the website of NSE [www.nseindia.com] and can also be accessed by scanning the following QR Code:



By Order of the Board,  
For Zydus Lifesciences Limited,  
Dr. Sharvil P. Patel  
Managing Director  
DIN: 00131995

Date: May 19, 2026  
Place: Ahmedabad


**EUREKA FORBES LIMITED**  
 Registered Office: B1/B2, 7th Floor, 701, Marathon Innova, Ganpatrao Kadam Marg, Lower Parel, Mumbai, Maharashtra - 400013, India.  
 Phone No.: +91 22 4882 1700 | Fax No.: +91 22 4882 1701 | Website: www.eurekaforbes.com | E-mail: compliance@eurekaforbes.com

**EXTRACT OF AUDITED STANDALONE AND CONSOLIDATED FINANCIAL RESULTS FOR THE QUARTER AND YEAR ENDED MARCH 31, 2026**

Sr. No.	Particulars	(Rs. in Lakhs)									
		STANDALONE					CONSOLIDATED				
		Quarter ended		Year ended			Quarter ended		Year ended		
31.03.2026 (Unaudited)	31.12.2025 (Unaudited)	31.03.2025 (Unaudited)	31.03.2025 (Audited)	31.03.2025 (Audited)	31.03.2026 (Unaudited)	31.12.2025 (Unaudited)	31.03.2025 (Unaudited)	31.03.2025 (Audited)	31.03.2026 (Audited)	31.03.2025 (Audited)	
1	Total income from operations	68,887.42	65,056.48	61,684.82	2,73,363.82	2,45,016.44	68,861.35	65,081.54	61,704.66	2,73,279.50	2,45,147.89
2	Net Profit / (Loss) for the period (before Tax, Exceptional and/or Extraordinary items#)	6,847.99	5,280.31	6,587.52	25,613.91	21,379.25	6,857.00	5,413.20	6,528.75	25,974.22	21,652.09
3	Net Profit / (Loss) for the period before Tax (after Exceptional and/or Extraordinary items#)	6,847.99	1,236.13	6,795.21	21,569.73	21,886.94	6,857.00	1,369.02	6,646.44	21,930.04	22,069.78
4	Net Profit / (Loss) for the period after tax (after Exceptional and/or Extraordinary items#)	5,109.40	900.22	5,075.18	16,020.70	16,328.65	5,102.84	997.88	4,948.10	16,262.37	16,441.47
5	Total Comprehensive Income for the period (Comprising Profit / (Loss) for the period (after tax) and Other Comprehensive Income (after tax))	5,508.94	1,197.29	4,908.31	16,545.62	15,985.24	5,472.22	1,283.93	4,798.30	16,786.47	16,096.51
6	Equity Share Capital	19,349.18	19,349.18	19,347.92	19,349.18	19,347.92	19,349.18	19,349.18	19,347.92	19,349.18	19,347.92
7	Reserves (excluding Revaluation Reserve as shown in the Balance Sheet)	-	-	-	4,37,954.42	4,19,149.15	-	-	-	4,40,568.09	4,21,520.82
8	Earnings Per Share (of Rs. 10/- each) (for continuing and discontinued operations) -										
	1. Basic:	2.63	0.46	2.62	8.24	8.40	2.62	0.52	2.56	8.36	8.46
	2. Diluted:	2.63*	0.46*	2.61*	8.24*	8.40*	2.62*	0.52*	2.55*	8.36*	8.46*

\*Impact due to grant of ESOP's has been considered while arriving at the diluted EPS.  
 #Exceptional and/or Extraordinary items adjusted in the Statement of Profit and Loss in accordance with Ind-AS Rules / AS Rules, whichever is applicable.

Note: 1. The Audited Standalone and Consolidated Financial Results for the Quarter and Year ended March 31, 2026 have been reviewed and recommended by the Audit Committee and approved by the Board of Directors of the Company at their respective meetings held on May 19, 2026. The Standalone and Consolidated Financial Results for the Quarter ended March 31, 2026 have been subjected to Limited Review and Standalone and Consolidated Financial Results for the Year ended March 31, 2026 have been audited by the Statutory Auditors.  
 2. The above is an extract of the detailed format of Audited Standalone and Consolidated Financial Results for the Quarter and Year ended March 31, 2026 filed with Stock Exchanges under Regulation 33 of the Securities and Exchange Board of India (Listing Obligations and Disclosure Requirements) Regulations, 2015. The full format of the above Financial Results are available on the websites of Stock Exchanges (www.bseindia.com and www.nseindia.com) and Company's website at www.eurekaforbes.com. The same can be accessed on the Company's website by scanning the QR Code provided below:



For Eureka Forbes Limited  
Sd/-  
Pratik Pota  
Managing Director & CEO  
DIN : 00751178

Place: Mumbai  
Date: May 19, 2026

**Mayur Uniquoters Limited**  
 Regd. Office and Works: Jaipur Sikar Road, Village Jaitpura, Distt. Jaipur-303704 (Raj.) India.  
 Tel: 91-1423-224001 Fax: 91-1423-224420 CIN No. L18101RJ1992PLC006952 E-Mail: secr@mayur.biz

**Extract of Consolidated Financial Results for the Quarter and Year Ended 31st March 2026**

S.No.	Particulars	(Rs. in Lakhs, except stated)				
		Quarter Ended			Year Ended	
		31.03.2026 (Unaudited)	31.12.2025 (Unaudited)	31.03.2025 (Unaudited)	31.03.2026 (Audited)	31.03.2025 (Audited)
1	Total Income from Operations	27,665.10	25,683.69	26,211.04	102,207.62	92,086.25
2	Operating Profit (PBITD)	8,901.87	7,484.59	6,456.78	28,973.54	23,180.51
3	Net Profit/ (Loss) for the period Before Tax	8,123.35	6,716.39	5,694.84	25,898.23	20,128.36
4	Net Profit / (Loss) for the period After Tax	5,943.46	5,073.25	4,150.23	19,174.00	14,928.94
5	Total Comprehensive Income for the period	6,282.68	5,233.14	4,183.32	19,865.61	15,091.73
6	Equity Share Capital (of Rs. 5/- each)	2,172.63	2,172.63	2,172.63	2,172.63	2,172.63
7	Other Equity (Reserves)	-	-	-	111,077.52	93,384.56
8	Earning Per Share:					
	- Basic (in Rs.)	13.68	11.68	9.54	44.13	34.18
	- Diluted (in Rs.)	13.68	11.68	9.54	44.13	34.18

Notes: \*Standalone Financial Information of the Company, pursuant to Regulation 47(1)(b) of SEBI (LODR):

S.No.	Particulars	Year Ended				
		31.03.2026 (Unaudited)	31.12.2025 (Unaudited)	31.03.2025 (Unaudited)	31.03.2026 (Audited)	31.03.2025 (Audited)
1	Turnover	26,054.79	23,698.82	21,418.09	94,170.96	82,020.64
2	Operating Profit (PBITD)	9,029.30	7,769.28	5,620.28	30,307.10	22,043.75
3	Profit before Tax	8,258.97	7,008.79	4,865.21	27,262.30	19,019.54
4	Profit after Tax	6,070.64	5,293.51	3,501.52	20,296.97	14,100.87

\*The above is an extract of the detailed format of Quarter and Year Ended Audited Financial Results filed with the Stock Exchanges under Regulation 33 of the SEBI (Listing Obligations and Disclosure Requirements) Regulations, 2015. The full format of the Audited Standalone and Consolidated Quarterly and Yearly Financial Results are available on the website of the Stock Exchanges i.e. www.nseindia.com and www.bseindia.com, and also on Company's website at www.mayuruniquoters.com



For and on behalf of the Board of Directors  
Suresh Kumar Poddar  
Chairman & Managing Director & CEO  
DIN-00022395

Place: Jaipur  
Date: May 19, 2026



**SARLA PERFORMANCE FIBERS LIMITED**  
 Registered Office: Survey No. 59/1/4, Amla Piparia Industrial Estate, Silvassa - 396 230. U.T. of Dadra & Nagar Haveli  
 Corporate Office: 304, Arcadia Building, 195, NCPA Marg, Nariman Point, Mumbai - 400021.  
 Contact Person: Mr. Mustafa Manasawala, Company Secretary and Compliance Officer  
 Tel: 0260-3290467 | Fax: 0260-2631356 | Email: investors@sarlafibers.com  
 Website: www.sarlafibers.com

**OFFER TO BUYBACK UP TO 40,00,000 (FORTY LAKH ONLY) EQUITY SHARES AT A PRICE OF ₹ 110/- (RUPEES ONE HUNDRED AND TEN ONLY) PER EQUITY SHARE, PAYABLE IN CASH, ON A PROPORTIONATE BASIS THROUGH THE TENDER OFFER ROUTE USING THE STOCK EXCHANGE MECHANISM FOR AN AGGREGATE CONSIDERATION OF UP TO ₹ 44,00,00,000/- (RUPEES FORTY FOUR CRORE ONLY) (THE "BUYBACK"), EXCLUDING TRANSACTION COSTS.**

The Company has sent the letter of offer and Tender Form, along with the share transfer form, dated Tuesday, May 19, 2026 ("Letter of Offer"), in relation to the Buyback, through electronic means on Tuesday, May 19, 2026 to all Eligible Shareholders holding Equity Shares as on the Record Date i.e. Friday, May 15, 2026, whose e-mail IDs are registered with the Company or Depositories, in accordance with the Buyback Regulations and such other circulars or notifications, as may be applicable. Further, in terms of Regulation 9(ii) of the Buyback Regulations, if a request is received from any Eligible Shareholder for a physical copy of the Letter of Offer, the same shall be dispatched physically by registered post / speed post / courier.

For the detailed schedule of activities in relation to the Buyback, please refer to the Letter of Offer. A brief schedule of activities for the Buyback is as below:

BUYBACK OPENS ON	THURSDAY, MAY 21, 2026
BUYBACK CLOSES ON	WEDNESDAY, MAY 27, 2026
LAST DATE OF RECEIPT OF COMPLETED TENDER FORMS AND OTHER SPECIFIED DOCUMENTS BY THE REGISTRAR TO THE BUYBACK	ON OR BEFORE 5:00 P.M. (IST) ON WEDNESDAY, MAY 27, 2026

The entitlement ratio for eligible shareholders is as below:

CATEGORY OF ELIGIBLE SHAREHOLDERS	RATIO OF BUYBACK ENTITLEMENT*
Reserved category for small shareholders	1 equity share(s) for every 9 equity shares held on the record date
General category for all other shareholders	1 equity share(s) for every 9 equity shares held on the record date

\*For further information in relation to the entitlement ratio for the Buyback in each category, see the section titled "Process and Methodology for the Buyback" in the Letter of Offer.

ELIGIBLE SHAREHOLDERS CAN ALSO CHECK THEIR ENTITLEMENT ON THE WEBSITE OF THE REGISTRAR TO THE BUYBACK BY FOLLOWING THE STEPS GIVEN BELOW:

- Click on <https://in.mpmf.com/Offer/Default.aspx>
- Select the name of the Company - 'Sarfa Performance Fibers Limited- Buyback 2026'
- Select holding type - "Demat" or "Physical" or PAN
- Based on the option selected above, enter your "Folio Number" or "NSDL DPID/Client ID" or "CDSL Client ID"
- Enter the Security code and click on Submit
- Then Click on "View" button
- The entitlement will be provided in the pre-filled "FORM OF ACCEPTANCE-CUM ACKNOWLEDGEMENT"

A copy of the Letter of Offer is available on the Company's website (www.sarlafibers.com), on the website of the Registrar (www.in.mpmf.com) and on the website of Manager to the Buyback (www.mmlgroup.com).

Capitalised terms used but not defined in this Advertisement shall have the meaning ascribed to such terms in the Letter of Offer.

MANAGER TO THE OFFER	REGISTRAR TO THE OFFER
<b>MONARCH NETWORK CAPITAL</b> Laxmi Tower, G Block, 4th Floor, B Wing, Bandra Kuria Complex, Bandra (E), Mumbai-400 05, Maharashtra, India Tel: +91-22-66476400 Contact Person: Saahil Kinkhabwala /Ayushi Poddar Email: ecm@mmlgroup.com Website: www.mmlgroup.com Investor grievance email: mbd@mmlgroup.com SEBI Registration Number: INM000011013 Corporate Identity Number: L64990GJ1993PLC120014	<b>MUFG Intime</b> MUFGB Intime India Private Limited (Formerly Link Intime India Private Limited) Address: C-101, Embassy 247, 1 <sup>st</sup> Floor, L B S Marg, Vikhroli (West), Mumbai 400 083, Maharashtra, India Tel: +91 810 811 4949 / Fax: +91 22 49786060 Email: sarlaperformancefiber.buyback2026@in.mpmf.com Investor Grievance E-mail: sarlaperformancefiber.buyback2026@in.mpmf.com Website: www.in.mpmf.com Contact person: Ms. Shanti Gopalkrishnan SEBI Registration Number: INR000004058 Corporate Identity Number: U67190MH1999PTC118368

For and on behalf of the Board of Directors of the Company

Sd/- Mr. Krishna Madhusudan Jhunjhunwala, Managing Director, DIN: 00097175	Sd/- Kanav Krishna Jhunjhunwala, Whole Time Director DIN: 09507192	Sd/- Mr. Mustafa Manasawala Company Secretary & Compliance Officer M. No. A76344
---	---	---

Date: May 19, 2026  
Place: Mumbai

**DION GLOBAL SOLUTIONS LIMITED**  
 Registered Office: DA-18, Top Floor, Vikash Marg, Shakarpur, Delhi-110092  
 CIN: L74899DL1994PLC058032

**STATEMENT OF AUDITED STANDALONE FINANCIAL RESULTS FOR THE QUARTER AND YEAR ENDED MARCH 31, 2026**

(ALL AMOUNTS ARE IN ₹ LAKHS UNLESS OTHERWISE STATED)

S. No.	Particulars	Quarter ended				
		March 31, 2026		Year ended		
		2026 (Audited)	2025 (Unaudited)	March 31, 2025 (Audited)	March 31, 2026 (Audited)	March 31, 2025 (Audited)
<b>Revenue</b>						
I Revenue from Operations	277.16	373.81	336.63	1,226.40	1,047.28	
II Other Income	6.75	3.07	5.63	15.77	14.98	
<b>III Total Revenue (I+II)</b>	<b>283.91</b>	<b>376.88</b>	<b>342.26</b>	<b>1,242.17</b>	<b>1,062.26</b>	
<b>IV Expenses</b>						
Employee Benefits Expenses	219.06	224.88	214.69	922.77	885.45	
Rent	7.34	7.56	6.76	29.38	26.72	
Traveling and Conveyance	3.84	1.68	0.73	8.05	4.26	
Finance Costs	0.00	0.00	0.00	0.00	0.00	
Depreciation and Amortization Expense	1.74	1.70	1.75	6.81	7.24	
Other Expenses	67.69	72.17	60.37	264.00	234.62	
<b>Total Expenses (IV)</b>	<b>299.67</b>	<b>307.99</b>	<b>284.30</b>	<b>1,231.01</b>	<b>1,158.29</b>	
<b>V Profit/(Loss) Before Exceptional Items and Tax</b>	<b>(15.76)</b>	<b>68.89</b>	<b>57.96</b>	<b>11.16</b>	<b>(96.03)</b>	
<b>VI Exceptional Items</b>	<b>0.00</b>	<b>0.00</b>	<b>0.00</b>	<b>0.00</b>	<b>0.00</b>	
<b>VII Profit/(Loss) Before Tax</b>	<b>(15.76)</b>	<b>68.89</b>	<b>57.96</b>	<b>11.16</b>	<b>(96.03)</b>	
<b>VIII Tax Expense</b>	<b>0.00</b>	<b>0.00</b>	<b>0.00</b>	<b>0.00</b>	<b>0.00</b>	
<b>IX Profit/(Loss) After Tax</b>	<b>(15.76)</b>	<b>68.89</b>	<b>57.96</b>	<b>11.16</b>	<b>(96.03)</b>	
<b>X Other Comprehensive Income-</b>						
(i) Items that will not be reclassified to Profit or Loss						
Re-measurement Gains/(Losses) on Defined Benefit Plans	14.57	0.00	8.51	14.57	8.51	
<b>XI Total Comprehensive Income for the Year (IX + X)</b>	<b>(1.19)</b>	<b>68.89</b>	<b>66.47</b>	<b>25.73</b>	<b>(87.51)</b>	
<b>XII Paid up equity share capital (Face Value Rs. 10/- Per Share)</b>	<b>3,222.74</b>	<b>3,222.74</b>	<b>3,222.74</b>	<b>3,222.74</b>	<b>3,222.74</b>	
<b>XIII Earnings per equity share</b>						
Basic (₹)	(0.00)	0.21	0.21	0.08	(0.27)	
Diluted (₹)	(0.00)	0.21	0.21	0.08	(0.27)	
<b>XIV Earnings before depreciation and amortisation expenses, finance costs, exceptional items, tax expenses (EBITDA)</b>	<b>(14.02)</b>	<b>70.59</b>	<b>59.71</b>	<b>17.97</b>	<b>(88.79)</b>	

Notes to the results:

- The above is an extract of the detailed format of quarterly Audited Financial Results filed with the Stock Exchange under Regulation 33 of the SEBI (Listing Obligations and Disclosure Requirements) Regulations, 2015. The full format of the quarterly ended Audited Financial Results are available on the Stock Exchange website i.e. www.bseindia.com and also on the company's website www.dionglobal.com
- An application was filed against M/s DION GLOBAL SOLUTIONS LIMITED under Section 9 of Insolvency and Bankruptcy Code, 2016 read with Rule 6 of the Insolvency and Bankruptcy (Application to Adjudicating Authority) Rules, 2016 before the Hon'ble NCLT Delhi with a prayer to commence the Corporate Insolvency Resolution Process (CIRP). The said application for initiation of Corporate Insolvency Resolution Process (CIRP) has been admitted by Hon'ble National Company Law Tribunal (NCLT), New Delhi Bench, (Hon'ble NCLT/Hon'ble Adjudicating Authority) vide its order dated 18.08.2020. Under the IBC proceedings, the power of the Board of Directors was suspended with effect from 18.08.2020. The NCLT order also provided for a moratorium with effect from 18.08.2020 till the completion of the Corporate Insolvency Resolution process (CIRP), or until it approves the resolution plan under section 31(1) or passes an order for liquidation of the company under section 33, whichever is earlier. Currently, the CIRP process in respect of the company is in progress. In terms of Section 20 of Insolvency code, the management and operations of the Company are being managed by Interim Resolution Professional (IRP) / Resolution Professional (RP).
- All the executive directors of the Company, CFO and Company Secretary had resigned from the Company before the commencement of CIRP. In the absence of these concerned officials, who are primarily responsible for the book closure process and financial reporting, the Resolution Professional has got these financial statements prepared through present employees of the Company and hired consultants. These financial statements have been taken on record by the Resolution Professional while exercising the powers of the Board of Directors of the Company, which have been conferred upon him in terms of the provisions of Section 17 of the Code. Resolution Professional has taken on record these financial statements in good faith solely for the purpose of compliance and discharging his duty under the Code.
- As per regulation 33(3)(c) of the SEBI (LODR), 2015, if the listed entity has subsidiaries, it shall, while submitting annual audited standalone financial results also submit annual audited consolidated financial results along with the audit report. It is to be noted that Resolution Professional in his powers shall have control over management of the corporate debtor only and not on its subsidiary, associate, or any other group companies. Hence only standalone audited financial results are submitted with the stock exchange.
- As per Regulation 33(2)(b) of the SEBI (Listing Obligations and Disclosure Requirements) Regulations, 2015, the Financial Results of a Company submitted to the Stock Exchange shall be signed by the Chairperson or Managing Director or Whole Time Director or in absence of all of them, it shall be signed by any of the Director of the Company who is fully authorized by the Board of Directors to sign the Financial Results. In view of the ongoing Corporate Insolvency Resolution Process commenced from 18th August 2020, powers of the Board of Directors have been suspended and these powers are now vested with the Resolution Professional of the Company vide the order passed by Hon'ble NCLT, New Delhi on 18.08.2020. Accordingly, the above Financial Results of the Company for the quarter ended 31st March 2026 were taken on record and authorised for issue to concerned authorities by the Resolution Professional.
- The above result have been prepared in accordance with the recognition and measurement principles of the accounting principles generally accepted in India, including the Indian Accounting Standards prescribed under section 133 of the Companies Act, 2013, read with relevant rules issued thereunder and other accounting principles generally accepted in India and are in compliance with regulation 33 of the SEBI (Listing Obligations and Disclosure Requirements) Regulations, 2015 (as amended).
- Figures for the quarters ended 31 March 2026 and 31 March 2025 represents the balancing figures between audited figures for the full financial year and published year to date figures upto the third quarter of the year ended 31 March 2026 and 31 March 2025 respectively, which has been subjected to limited review.
- A Resolution Plan received during the Corporate Insolvency Resolution Process has been approved by the Committee of Creditors and the same has been submitted to the Hon'ble NCLT. The matter is still pending with Hon'ble NCLT for final approval.
- As the Company is into Software Product and Services business, license fee revenue may vary from quarter to quarter.
- The Company is primarily engaged in the business of Software Product and Services, which in the opinion of management is considered to be the only reportable business segment as per Ind AS 108 on Operating Segments prescribed under Section 133 of the Companies Act, 2013.
- The previous quarters' figures have been regrouped/reclassified wherever necessary to correspond with the current quarters' classification/disclosure.

FOR DION GLOBAL SOLUTIONS LIMITED  
Sd/-  
Pardeep Kumar Lakhani  
Resolution Professional  
Reg. No: IBBI/IPA/IP-00541/2017-2018/19965

Place: New Delhi  
Date: 19.05.2026

Ahmedabad


### Zydus Lifesciences Limited

Registered Office: Zydus Corporate Park, Scheme No. 63, Survey No. 536, Khoraj (Gandhinagar), Near Vaishnodevi Circle, Sarkhej- Gandhinagar Highway, Ahmedabad - 382481  
Tel. No.: (+91-79) 4804 0000, Website: www.zyduslife.com  
CIN : L24230GJ1995PLC025878

#### Extract of Consolidated Financial Results for the Quarter and Year Ended March 31, 2026

Sr. No.	Particulars	INR Million				
		Quarter ended			Year ended	
		31/03/2026 (Unaudited)	31/12/2025 (Unaudited)	31/03/2025 (Unaudited)	31/03/2026 (Audited)	31/03/2025 (Audited)
1	Total income from operations	75,870	68,645	65,279	271,484	232,415
2	Net profit for the period before exceptional items and tax	20,572	14,383	18,916	71,377	62,463
3	Net profit for the period after exceptional items but before tax	16,597	13,534	16,720	66,211	60,267
4	Net profit for the period after tax and non-controlling interest	12,725	10,421	11,709	50,400	45,255
5	Total comprehensive income for the period after tax and non-controlling interest	7,902	10,213	11,483	42,673	44,257
6	Paid-up equity share capital (Face value Re. 1/-)	1,006	1,006	1,006	1,006	1,006
7	Other equity				270,108	238,525
8	Earnings per share (not annualised for the quarter)					
a	Basic (Rs.)	12.65	10.36	11.64	50.09	44.97
b	Diluted (Rs.)	12.65	10.36	11.64	50.09	44.97

Note: [1] The above is an extract of the detailed format of Quarterly/ Yearly Financial Results filed with the Stock Exchanges under Regulation 33 of the SEBI (Listing Obligations and Disclosure Requirements) Regulations, 2015. The results, alongwith the Audit Reports are available on the Company's website: www.zyduslife.com, on the website of BSE [www.bseindia.com] and on the website of NSE [www.nseindia.com] and can also be accessed by scanning the following QR Code:



Date: May 19, 2026  
Place: Ahmedabad

By Order of the Board,  
For Zydus Lifesciences Limited,  
Dr. Sharvil P. Patel  
Managing Director  
DIN: 00131995

### EUREKA FORBES LIMITED


CIN : L27310MH2008PLC188478  
Registered Office: B1/B2, 7<sup>th</sup> Floor, 701, Marathon Innova, Ganpatrao Kadam Marg, Lower Parel, Mumbai, Maharashtra - 400013, India.  
Phone No.: +91 22 4882 1700 | Fax No.: +91 22 4882 1701 | Website: www.eurekaforbes.com | E-mail: compliance@eurekaforbes.com

#### EXTRACT OF AUDITED STANDALONE AND CONSOLIDATED FINANCIAL RESULTS FOR THE QUARTER AND YEAR ENDED MARCH 31, 2026

Sr. No.	Particulars	STANDALONE					CONSOLIDATED				
		Quarter ended		Year ended		Quarter ended		Year ended			
		31.03.2026 (Unaudited)	31.12.2025 (Unaudited)	31.03.2025 (Audited)	31.03.2026 (Audited)	31.03.2025 (Unaudited)	31.12.2025 (Unaudited)	31.03.2025 (Audited)	31.03.2026 (Audited)	31.03.2025 (Audited)	
1	Total income from operations	68,887.42	65,056.48	61,684.82	2,73,363.82	2,45,016.44	68,861.35	65,081.54	61,704.66	2,73,279.50	2,45,147.89
2	Net Profit / (Loss) for the period (before Tax, Exceptional and/or Extraordinary items#)	6,847.99	5,280.31	6,587.52	25,613.91	21,379.25	6,857.00	5,413.20	6,528.75	25,974.22	21,652.09
3	Net Profit / (Loss) for the period before Tax (after Exceptional and/or Extraordinary items#)	6,847.99	1,236.13	6,795.21	21,569.73	21,886.94	6,857.00	1,369.02	6,646.44	21,930.04	22,069.78
4	Net Profit / (Loss) for the period after tax (after Exceptional and/or Extraordinary items#)	5,109.40	900.22	5,075.18	16,020.70	16,328.65	5,102.84	997.88	4,948.10	16,262.37	16,441.47
5	Total Comprehensive Income for the period [Comprising Profit / (Loss) for the period (after tax) and Other Comprehensive Income (after tax)]	5,508.94	1,197.29	4,908.31	16,545.62	15,985.24	5,472.22	1,283.93	4,798.30	16,786.47	16,096.51
6	Equity Share Capital	19,349.18	19,349.18	19,347.92	19,349.18	19,347.92	19,349.18	19,349.18	19,347.92	19,349.18	19,347.92
7	Reserves (excluding Revaluation Reserve as shown in the Balance Sheet)	-	-	-	4,37,954.42	4,19,149.15	-	-	-	4,40,568.09	4,21,520.82
8	Earnings Per Share (of Rs. 10/- each) (for continuing and discontinued operations) - 1. Basic; 2. Diluted.*	2.63 2.63*	0.46 0.46*	2.62 2.61*	8.24 8.24*	8.40 8.40*	2.62 2.62*	0.52 0.52*	2.56 2.55*	8.36 8.36*	8.46 8.46*

\*Impact due to grant of ESOP's has been considered while arriving at the diluted EPS.  
#Exceptional and/or Extraordinary items adjusted in the Statement of Profit and Loss in accordance with Ind-AS Rules / AS Rules, whichever is applicable.

Notes:  
1. The Audited Standalone and Consolidated Financial Results for the Quarter and Year ended March 31, 2026 have been reviewed and recommended by the Audit Committee and approved by the Board of Directors of the Company at their respective meetings held on May 19, 2026. The Standalone and Consolidated Financial Results for the Quarter ended March 31, 2026 have been subjected to Limited Review and Standalone and Consolidated Financial Results for the Year ended March 31, 2026 have been audited by the Statutory Auditors.  
2. The above is an extract of the detailed format of Audited Standalone and Consolidated Financial Results for the Quarter and Year ended March 31, 2026 filed with Stock Exchanges under Regulation 33 of the Securities and Exchange Board of India (Listing Obligations and Disclosure Requirements) Regulations, 2015. The full format of the above Financial Results are available on the websites of Stock Exchanges (www.bseindia.com and www.nseindia.com) and Company's website at www.eurekaforbes.com. The same can be accessed on the Company's website by scanning the QR Code provided below:



Place: Mumbai  
Date: May 19, 2026

For Eureka Forbes Limited  
Sd/-  
Pratik Pota  
Managing Director & CEO  
DIN : 00751178

### SARLA PERFORMANCE FIBERS LIMITED

CIN: L31909DN1993PLC000056  
Registered Office: Survey No. 59/1/4, Amli Piparia Industrial Estate, Silvassa - 396 230, U.T. of Dadra & Nagar Haveli  
Corporate Office: 304, Arcadia Building, 195, NCPA Marg, Nariman Point, Mumbai - 400021.  
Contact Person: Mr. Mustafa Manasawala, Company Secretary and Compliance Officer  
Tel: 0260-3290467 | Fax: 0260-2631356 | Email: investors@sarlafibers.com  
Website: www.sarlafibers.com

#### OFFER TO BUYBACK UP TO 40,00,000 (FORTY LAKH ONLY) EQUITY SHARES AT A PRICE OF ₹ 110/- (RUPEES ONE HUNDRED AND TEN ONLY) PER EQUITY SHARE, PAYABLE IN CASH, ON A PROPORTIONATE BASIS THROUGH THE TENDER OFFER ROUTE USING THE STOCK EXCHANGE MECHANISM FOR AN AGGREGATE CONSIDERATION OF UP TO ₹ 44,00,00,000/- (RUPEES FORTY FOUR CRORE ONLY) (THE "BUYBACK"), EXCLUDING TRANSACTION COSTS.

The Company has sent the letter of offer and Tender Form, along with the share transfer form, dated Tuesday, May 19, 2026 ("Letter of Offer"), in relation to the Buyback, through electronic means on Tuesday, May 19, 2026 to all Eligible Shareholders holding Equity Shares as on the Record Date i.e. Friday, May 15, 2026, whose e-mail IDs are registered with the Company or Depositories, in accordance with the Buyback Regulations and such other circulars or notifications, as may be applicable. Further, in terms of Regulation 9(ii) of the Buyback Regulations, if a request is received from any Eligible Shareholder for a physical copy of the Letter of Offer, the same shall be dispatched physically by registered post / speed post / courier.  
For the detailed schedule of activities in relation to the Buyback, please refer to the Letter of Offer. A brief schedule of activities for the Buyback is as below:

BUYBACK OPENS ON	THURSDAY, MAY 21, 2026
BUYBACK CLOSES ON	WEDNESDAY, MAY 27, 2026
LAST DATE OF RECEIPT OF COMPLETED TENDER FORMS AND OTHER SPECIFIED DOCUMENTS BY THE REGISTRAR TO THE BUYBACK	ON OR BEFORE 5:00 P.M. (IST) ON WEDNESDAY, MAY 27, 2026

The entitlement ratio for eligible shareholders is as below:

CATEGORY OF ELIGIBLE SHAREHOLDERS	RATIO OF BUYBACK ENTITLEMENT*
Reserved category for small shareholders	1 equity share(s) for every 9 equity shares held on the record date
General category for all other shareholders	1 equity share(s) for every 9 equity shares held on the record date



\*For further information in relation to the entitlement ratio for the Buyback in each category, see the section titled "Process and Methodology for the Buyback" in the Letter of Offer.

ELIGIBLE SHAREHOLDERS CAN ALSO CHECK THEIR ENTITLEMENT ON THE WEBSITE OF THE REGISTRAR TO THE BUYBACK BY FOLLOWING THE STEPS GIVEN BELOW:

- Click on <https://in.mps.mufg.com/Offer/Default.aspx>
- Select the name of the Company - "Sarfa Performance Fibers Limited - Buyback 2026"
- Select holding type - "Demat" or "Physical" or PAN
- Based on the option selected above, enter your "Folio Number" or "NSDL DPID/Client ID" or "CDSL Client ID"
- Enter the Security code and click on Submit
- Then Click on "View" button
- The entitlement will be provided in the pre-filled "FORM OF ACCEPTANCE-CUM ACKNOWLEDGEMENT"

A copy of the Letter of Offer is available on the Company's website (www.sarlafibers.com), on the website of the Registrar (www.in.mps.mufg.com) and on the website of Manager to the Buyback (www.mnclgroup.com).

Capitalised terms used but not defined in this Advertisement shall have the meaning ascribed to such terms in the Letter of Offer.

MANAGER TO THE OFFER	REGISTRAR TO THE OFFER
 <b>Monarch Network Capital Limited</b> Laxmi Tower, G Block, 4th Floor, B Wing, Bandra Kurla Complex, Bandra (E), Mumbai-400 05, Maharashtra, India Tel: +91-22-66476400 Contact Person: Saahil Kinkhabwala / Aayushi Poddar Email: ecm@mnclgroup.com Website: www.mnclgroup.com Investor grievance email: mbd@mnclgroup.com SEBI Registration Number: INM000011013 Corporate Identity Number: L64990GJ1993PLC120014	 <b>MUFG Intime Private Limited</b> (Formerly Link Intime India Private Limited) Address: C-101, Embassy 247, 1 <sup>st</sup> Floor, L B S Marg, Vikhroli (West), Mumbai 400 083, Maharashtra, India Tel: +91 810 811 4949 / Fax: +91 22 49786060 Email: sarlaperformancefibers.buyback2026@in.mps.mufg.com Investor Grievance E-mail: sarlaperformancefibers.buyback2026@in.mps.mufg.com Website: www.in.mps.mufg.com Contact person: Ms. Shanti Gopalkrishnan SEBI Registration Number: INR000004058 Corporate Identity Number: U67190MH1999PTC118368

For and on behalf of the Board of Directors of the Company

Sd/- Mr. Krishna Madhusudan Jhunjunwala, Managing Director, DIN: 00097175	Sd/- Kanav Krishna Jhunjunwala, Whole Time Director DIN: 09507192	Sd/- Mr. Mustafa Manasawala, Company Secretary & Compliance Officer M. No. A76344
--	--	--

Date: May 19, 2026  
Place: Mumbai

### DION GLOBAL SOLUTIONS LIMITED

CIN: L74899DL1994PLC058032  
Registered Office: DA-18, Top Floor, Vikash Marg, Shakarpur, Delhi-110092

#### STATEMENT OF AUDITED STANDALONE FINANCIAL RESULTS FOR THE QUARTER AND YEAR ENDED MARCH 31, 2026

(ALL AMOUNTS ARE IN ₹ LAKHS UNLESS OTHERWISE STATED)

S. No.	Particulars	Quarter ended		Year ended	
		March 31, 2026 (Audited)	Dec. 31, 2025 (Unaudited)	March 31, 2025 (Audited)	March 31, 2025 (Audited)
<b>Revenue</b>					
I Revenue from Operations	277.16	373.81	336.63	1226.40	1047.28
II Other Income	6.75	3.07	5.63	15.77	14.98
<b>III Total Revenue (I+II)</b>	<b>283.91</b>	<b>376.88</b>	<b>342.26</b>	<b>1,242.17</b>	<b>1,062.26</b>
<b>IV Expenses</b>					
Employee Benefits Expenses	219.06	224.88	214.69	922.77	885.45
Rent	7.34	7.56	6.76	29.38	26.72
Travelling and Conveyance	3.84	1.68	0.73	8.05	4.26
Finance Costs	0.00	0.00	0.00	0.00	0.00
Depreciation and Amortization Expense	1.74	1.70	1.75	6.81	7.24
Other Expenses	67.89	72.17	60.37	264.00	234.62
<b>Total Expenses (IV)</b>	<b>299.67</b>	<b>307.99</b>	<b>284.30</b>	<b>1,231.01</b>	<b>1,158.29</b>
<b>V Profit/(Loss) Before Exceptional Items and Tax</b>	<b>(15.76)</b>	<b>68.89</b>	<b>57.96</b>	<b>11.16</b>	<b>(96.03)</b>
<b>VI Exceptional Items</b>	<b>0.00</b>	<b>0.00</b>	<b>0.00</b>	<b>0.00</b>	<b>0.00</b>
<b>VII Profit/(Loss) Before Tax</b>	<b>(15.76)</b>	<b>68.89</b>	<b>57.96</b>	<b>11.16</b>	<b>(96.03)</b>
<b>VIII Tax Expense</b>	<b>0.00</b>	<b>0.00</b>	<b>0.00</b>	<b>0.00</b>	<b>0.00</b>
<b>IX Profit/(Loss) After Tax</b>	<b>(15.76)</b>	<b>68.89</b>	<b>57.96</b>	<b>11.16</b>	<b>(96.03)</b>
<b>X Other Comprehensive Income-</b>					
(i) Items that will not be reclassified to Profit or Loss					
Re-measurement Gains/(Losses) on Defined Benefit Plans	14.57	0.00	8.51	14.57	8.51
<b>XI Total Comprehensive Income for the Year (IX+X)</b>	<b>(1.19)</b>	<b>68.89</b>	<b>66.47</b>	<b>25.73</b>	<b>(87.51)</b>
<b>XII Paid up equity share capital (Face ValueRs. 10/- Per Share)</b>	<b>3,222.74</b>	<b>3,222.74</b>	<b>3,222.74</b>	<b>3,222.74</b>	<b>3,222.74</b>
<b>XIII Earnings per equity share</b>					
Basic (₹)	(0.00)	0.21	0.21	0.08	(0.27)
Diluted (₹)	(0.00)	0.21	0.21	0.08	(0.27)
<b>XIV Earnings before depreciation and amortisation expenses, finance costs, exceptional items, tax expenses (EBITDA)</b>	<b>(14.02)</b>	<b>70.59</b>	<b>59.71</b>	<b>17.97</b>	<b>(88.79)</b>

Notes to the results:  
1. The above is an extract of the detailed format of quarterly Audited Financial Results filed with the Stock Exchange under Regulation 33 of the SEBI (Listing Obligations and Disclosure Requirements) Regulations, 2015. The full format of the quarterly ended Audited Financial Results are available on the Stock Exchange website i.e. www.bseindia.com and also on the company's website www.dionglobal.com.  
2. An application was filed against M/s DION GLOBAL SOLUTIONS LIMITED under Section 9 of Insolvency and Bankruptcy Code, 2016 read with Rule 6 of the Insolvency and Bankruptcy (Application to Adjudicating Authority) Rules, 2016 before the Hon'ble NCLT Delhi with a prayer to commence the Corporate Insolvency Resolution Process (CIRP). The said application is fully authorised by the Board of Directors to sign the Financial Results. In view of the ongoing Corporate Insolvency Resolution Process commenced from 18th August 2020, powers of the Board of Directors have been suspended and these powers are now vested with the Resolution Professional of the Company vide the order passed by Hon'ble NCLT, New Delhi on 18.08.2020. Under the IBC proceedings, the power of the Board was suspended with effect from 18.08.2020. The NCLT order also provided for a moratorium with effect from 18.08.2020 till the completion of the Corporate Insolvency Resolution Process (CIRP) or until it approves the resolution plan under section 31(1) or passes an order for liquidation of the company under section 33, whichever is earlier. Currently, the CIRP process in respect of the company is in progress. In terms of Section 20 of Insolvency code, the management and operations of the Company are being managed by Interim Resolution Professional (IRP) / Resolution Professional (RP).  
3. All the executive directors of the Company, CFO and Company Secretary had resigned from the Company before the commencement of CIRP. In the absence of these concerned officials, who are primarily responsible for the book closure process and financial reporting, the Resolution Professional has got these financial statements prepared through present employees of the Company and hired consultants. These financial statements have been taken on record by the Resolution Professional while exercising the powers of the Board of Directors of the Company, which have been conferred upon him in terms of the provisions of Section 17 of the Code. Resolution Professional has taken on record these financial statements in good faith solely for the purpose of compliance and discharging his duty under the Code.  
4. As per regulation 33(3)(d) of the SEBI (LODR), 2015, if the listed entity has subsidiaries, it shall, while submitting annual audited standalone financial results also submit annual audited consolidated financial results along with the audit report. It is to be noted that Resolution Professional in his powers shall have control over management of the corporate debtor only and not on its subsidiary, associate, or any other group companies. Hence only standalone audited financial results are submitted with the stock exchange.  
5. As per Regulation 33(2)(b) of the SEBI (Listing Obligations and Disclosure Requirements) Regulations, 2015, the Financial Results of a Company submitted to the Stock Exchange shall be signed by the Chairperson or Managing Director or Whole Time Director or in absence of all of them, it shall be signed by any of the Director of the Company who is fully authorised by the Board of Directors to sign the Financial Results. In view of the ongoing Corporate Insolvency Resolution Process commenced from 18th August 2020, powers of the Board of Directors have been suspended and these powers are now vested with the Resolution Professional of the Company vide the order passed by Hon'ble NCLT, New Delhi on 18.08.2020. Accordingly, the above Financial Results of the Company for the quarter ended 31st March 2026 were taken on record and authorised for issue to concerned authorities by the Resolution Professional.  
6. The above result have been prepared in accordance with the recognition and measurement principles of the accounting principles generally accepted in India, including the Indian Accounting Standards prescribed under section 133 of the Companies Act, 2013, read with relevant rules issued thereunder and other accounting principles generally accepted in India and are in compliance with regulation 33 of the SEBI (Listing Obligations and Disclosure Requirements) Regulations, 2015 (as amended).  
7. Figures for the quarters ended 31 March 2026 and 31 March 2025 represents the balancing figures between audited figures for the full financial year and published year to date figures upto the third quarter of the year ended 31 March 2026 and 31 March 2025 respectively, which has been subjected to limited review.  
8. A Resolution Plan received during the Corporate Insolvency Resolution Process has been approved by the Committee of Creditors and the same has been submitted to the Hon'ble NCLT. The matter is still pending with Hon'ble NCLT for final approval.  
9. As the Company is into Software Product and Services business, license fee revenue may vary from quarter to quarter.  
10. The Company is primarily engaged in the business of Software Product and Services, which in the opinion of management is considered to be the only reportable business segment as per Ind AS 108 on "Operating Segments" prescribed under Section 133 of the Companies Act, 2013.  
11. The previous quarters' figures have been regrouped/ reclassified wherever necessary to correspond with the current quarters' classification/disclosure.

FOR DION GLOBAL SOLUTIONS LIMITED  
Sd/-  
Pardeep Kumar Lakhani  
Resolution Professional  
Place: New Delhi  
Date: 19.05.2026  
Reg. No: IBB/PA-IP/00541/2017-2018/10966

### Mayur Uniquoters Limited

Regd. Office and Works: Jaipur Sikar Road, Village Jaitpura, Distt. Jaipur-303704 (Raj.) India.  
Tel: 91-1423-224001 Fax: 91-1423-224420 CIN No. L18101RJ1992PLC006952 E-Mail: secr@mayur.biz

#### Extract of Consolidated Financial Results for the Quarter and Year Ended 31st March 2026

(Rs. in Lakhs, except stated)

S.No.	Particulars	Quarter Ended			Year Ended	
		31.03.2026 (Unaudited)	31.12.2025 (Unaudited)	31.03.2025 (Unaudited)	31.03.2026 (Audited)	31.03.2025 (Audited)
1	Total Income from Operations	27,665.10	25,683.69	26,211.04	102,207.62	92,086.25
2	Operating Profit (PBITD)	8,901.87	7,484.59	6,456.78	28,973.54	23,180.51
3	Net Profit/ (Loss) for the period Before Tax	8,123.35	6,716.39	5,694.84	25,898.23	20,128.36
4	Net Profit / (Loss) for the period After Tax	5,943.46	5,073.25	4,150.23	19,174.00	14,928.94
5	Total Comprehensive Income for the period	6,282.68	5,233.14	4,183.32	19,865.61	15,091.73
6	Equity Share Capital (of Rs. 5/- each)	2,172.63	2,172.63	2,172.63	2,172.63	2,172.63
7	Other Equity (Reserves)	-	-	-	111,077.52	93,384.56
8	Earning Per Share: - Basic (in Rs.) - Diluted (in Rs.)	13.68 13.68	11.68 11.68	9.54 9.54	44.13 44.13	34.18 34.18

Notes: \*Standalone Financial Information of the Company, pursuant to Regulation 47(1)(b) of SEBI (LODR):

S.No.	Particulars	Quarter Ended			Year Ended	
		31.03.2026 (Unaudited)	31.12.2025 (Unaudited)	31.03.2025 (Unaudited)	31.03.2026 (Audited)	31.03.2025 (Audited)
1	Turnover	26,054.79	23,698.82	21,418.09	94,170.96	82,020.64
2	Operating Profit (PBITD)	9,029.30	7,769.28	5,620.28	30,307.10	22,043.75
3	Profit before Tax	8,258.97	7,008.79	4,865.21	27,262.30	19,019.54
4	Profit after Tax	6,070.64	5,293.51	3,501.52	20,296.97	14,100.87

\*The above is an extract of the detailed format of Quarter and Year Ended Audited Financial Results filed with the Stock Exchanges under Regulation 33 of the SEBI (Listing Obligations and Disclosure Requirements) Regulations, 2015. The full format of the Audited Standalone and Consolidated Quarterly and Yearly Financial Results are available on the website of the Stock Exchanges i.e. www.nseindia.com and www.bseindia.com, and also on Company's website at www.mayuruniquoters.com



For and on behalf of the Board of Directors  
Suresh Kumar Poddar  
Chairman & Managing Director & CEO  
DIN-00022395

Place: Jaipur  
Date: May 19, 2026



Zydus Lifesciences Limited						
Registered Office: Zydus Corporate Park, Scheme No. 63, Survey No. 536, Khoraj (Gandhinagar), Near Vaishnodevi Circle, Sarkhej- Gandhinagar Highway, Ahmedabad - 382481 Tel. No.: (+91-79) 4804 0000, Website: www.zyduslife.com CIN : L24230GJ1995PLC025878						
Extract of Consolidated Financial Results for the Quarter and Year Ended March 31, 2026						
Sr. No.	Particulars	INR Million				
		Quarter ended			Year ended	
		31/03/2026 (Unaudited)	31/12/2025 (Unaudited)	31/03/2025 (Unaudited)	31/03/2026 (Audited)	31/03/2025 (Audited)
1	Total income from operations	75,870	68,645	65,279	271,484	232,415
2	Net profit for the period before exceptional items and tax	20,572	14,383	18,916	71,377	62,463
3	Net profit for the period after exceptional items but before tax	16,597	13,534	16,720	66,211	60,267
4	Net profit for the period after tax and non-controlling interest	12,725	10,421	11,709	50,400	45,255
5	Total comprehensive income for the period after tax and non-controlling interest	7,902	10,213	11,483	42,673	44,257
6	Paid-up equity share capital (Face value Re. 1/-)	1,006	1,006	1,006	1,006	1,006
7	Other equity				270,108	238,525
8	Earnings per share (not annualised for the quarter)					
a	Basic (Rs.)	12.65	10.36	11.64	50.09	44.97
b	Diluted (Rs.)	12.65	10.36	11.64	50.09	44.97

Note:  
[1] The above is an extract of the detailed format of Quarterly/ Yearly Financial Results filed with the Stock Exchanges under Regulation 33 of the SEBI (Listing Obligations and Disclosure Requirements) Regulations, 2015. The results, alongwith the Audit Reports are available on the Company's website: www.zyduslife.com, on the website of BSE [www.bseindia.com] and on the website of NSE [www.nseindia.com] and can also be accessed by scanning the following QR Code:



By Order of the Board,  
For Zydus Lifesciences Limited,

Dr. Sharvil P. Patel  
Managing Director  
DIN: 00131995

Date: May 19, 2026  
Place: Ahmedabad

EUREKA FORBES LIMITED											
Registered Office: B1/B2, 7 <sup>th</sup> Floor, 701, Marathon Innova, Ganpatrao Kadam Marg, Lower Parel, Mumbai, Maharashtra - 400013, India. Phone No.: +91 22 4882 1700   Fax No.: +91 22 4882 1701   Website: www.eurekaforbes.com   E-mail: compliance@eurekaforbes.com											
EXTRACT OF AUDITED STANDALONE AND CONSOLIDATED FINANCIAL RESULTS FOR THE QUARTER AND YEAR ENDED MARCH 31, 2026											
Sr. No.	Particulars	STANDALONE					CONSOLIDATED				
		Quarter ended		Year ended			Quarter ended		Year ended		
		31.03.2026 (Unaudited)	31.12.2025 (Unaudited)	31.03.2025 (Audited)	31.03.2026 (Audited)	31.03.2025 (Unaudited)	31.03.2026 (Unaudited)	31.03.2025 (Audited)	31.03.2026 (Audited)	31.03.2025 (Audited)	
1	Total income from operations	68,887.42	65,056.48	61,684.82	2,73,363.82	2,45,016.44	68,861.35	65,081.54	61,704.66	2,73,279.50	2,45,147.89
2	Net Profit / (Loss) for the period (before Tax, Exceptional and/or Extraordinary items#)	6,847.99	5,280.31	6,587.52	25,613.91	21,379.25	6,857.00	5,413.20	6,528.75	25,974.22	21,652.09
3	Net Profit / (Loss) for the period before Tax (after Exceptional and/or Extraordinary items#)	6,847.99	1,236.13	6,795.21	21,569.73	21,886.94	6,857.00	1,369.02	6,646.44	21,930.04	22,069.78
4	Net Profit / (Loss) for the period after tax (after Exceptional and/or Extraordinary items#)	5,109.40	900.22	5,075.18	16,020.70	16,328.65	5,102.84	997.88	4,948.10	16,262.37	16,441.47
5	Total Comprehensive Income for the period [Comprising Profit / (Loss) for the period (after tax) and Other Comprehensive Income (after tax)]	5,508.94	1,197.29	4,908.31	16,545.62	15,985.24	5,472.22	1,283.93	4,798.30	16,786.47	16,096.51
6	Equity Share Capital	19,349.18	19,349.18	19,347.92	19,349.18	19,347.92	19,349.18	19,349.18	19,347.92	19,349.18	19,347.92
7	Reserves (excluding Revaluation Reserve as shown in the Balance Sheet)	-	-	-	4,37,954.42	4,19,149.15	-	-	-	4,40,568.09	4,21,520.82
8	Earnings Per Share (of Rs. 10/- each) (for continuing and discontinued operations) -										
	1. Basic:	2.63	0.46	2.62	8.24	8.40	2.62	0.52	2.56	8.36	8.46
	2. Diluted:	2.63*	0.46*	2.61*	8.24*	8.40*	2.62*	0.52*	2.55*	8.36*	8.46*

\*Impact due to grant of ESOP's has been considered while arriving at the diluted EPS.  
#Exceptional and/or Extraordinary items adjusted in the Statement of Profit and Loss in accordance with Ind-AS Rules / AS Rules, whichever is applicable.

Notes:  
1. The Audited Standalone and Consolidated Financial Results for the Quarter and Year ended March 31, 2026 have been reviewed and recommended by the Audit Committee and approved by the Board of Directors of the Company at their respective meetings held on May 19, 2026. The Standalone and Consolidated Financial Results for the Quarter ended March 31, 2026 have been subjected to Limited Review and Standalone and Consolidated Financial Results for the Year ended March 31, 2026 have been audited by the Statutory Auditors.

2. The above is an extract of the detailed format of Audited Standalone and Consolidated Financial Results for the Quarter and Year ended March 31, 2026 filed with Stock Exchanges under Regulation 33 of the Securities and Exchange Board of India (Listing Obligations and Disclosure Requirements) Regulations, 2015. The full format of the above Financial Results are available on the websites of Stock Exchanges (www.bseindia.com and www.nseindia.com) and Company's website at www.eurekaforbes.com. The same can be accessed on the Company's website by scanning the QR Code provided below:



For Eureka Forbes Limited  
Sd/-  
Pratik Pota  
Managing Director & CEO  
DIN : 00751178

Place: Mumbai  
Date: May 19, 2026

Mayur Uniquoters Limited						
Regd. Office and Works: Jaipur Sikar Road, Village Jaitpura, Distt. Jaipur-303704 (Raj.) India. Tel: 91-1423-224001 Fax: 91-1423-224420 CIN No. L18101RJ1992PLC006952 E-Mail: secr@mayur.biz						
Extract of Consolidated Financial Results for the Quarter and Year Ended 31st March 2026						
S.No.	Particulars	Quarter Ended			Year Ended	
		31.03.2026 (Unaudited)	31.12.2025 (Unaudited)	31.03.2025 (Unaudited)	31.03.2026 (Audited)	31.03.2025 (Audited)
		1	Total Income from Operations	27,665.10	25,683.69	26,211.04
2	Operating Profit (PBDIT)	8,901.87	7,484.59	6,456.78	28,973.54	23,180.51
3	Net Profit/ (Loss) for the period Before Tax	8,123.35	6,716.39	5,694.84	25,898.23	20,128.36
4	Net Profit / (Loss) for the period After Tax	5,943.46	5,073.25	4,150.23	19,174.00	14,928.94
5	Total Comprehensive Income for the period	6,282.68	5,233.14	4,183.32	19,865.61	15,091.73
6	Equity Share Capital (of Rs. 5/- each)	2,172.63	2,172.63	2,172.63	2,172.63	2,172.63
7	Other Equity (Reserves)	-	-	-	111,077.52	93,384.56
8	Earning Per Share:					
	- Basic (in Rs.)	13.68	11.68	9.54	44.13	34.18
	- Diluted (in Rs.)	13.68	11.68	9.54	44.13	34.18

S.No.	Particulars	Quarter Ended			Year Ended	
		31.03.2026 (Unaudited)	31.12.2025 (Unaudited)	31.03.2025 (Unaudited)	31.03.2026 (Audited)	31.03.2025 (Audited)
		1	Turnover	26,054.79	23,698.82	21,418.09
2	Operating Profit (PBDIT)	9,029.30	7,769.28	5,620.28	30,307.10	22,043.75
3	Profit before Tax	8,258.97	7,008.79	4,865.21	27,262.30	19,019.54
4	Profit after Tax	6,070.64	5,293.51	3,501.52	20,296.97	14,100.87

\*The above is an extract of the detailed format of Quarter and Year Ended Audited Financial Results filed with the Stock Exchanges under Regulation 33 of the SEBI (Listing Obligations and Disclosure Requirements) Regulations, 2015. The full format of the Audited Standalone and Consolidated Quarterly and Yearly Financial Results are available on the website of the Stock Exchanges i.e. www.nseindia.com and www.bseindia.com, and also on Company's website at www.mayuruniquoters.com



For and on behalf of the Board of Directors

Suresh Kumar Poddar  
Chairman & Managing Director & CEO  
DIN-00022395

Place: Jaipur  
Date: May 19, 2026



OFFER OPENING ADVERTISEMENT FOR THE BUYBACK OF EQUITY SHARES ON A PROPORTIONATE BASIS THROUGH TENDER OFFER UNDER THE SECURITIES AND EXCHANGE BOARD OF INDIA (BUYBACK OF SECURITIES) REGULATIONS, 2018 (AS AMENDED), ("BUYBACK REGULATIONS") FOR THE ATTENTION OF EQUITY SHAREHOLDERS / BENEFICIAL OWNERS OF THE EQUITY SHARES OF SARLA PERFORMANCE FIBERS LIMITED ("COMPANY").



SARLA PERFORMANCE FIBERS LIMITED

CIN: L31909DN1993PLC000056

Registered Office: Survey No. 59/1/4, Amli Piparia Industrial Estate, Silvassa - 396 230, U.T. of Dadra & Nagar Haveli  
Corporate Office: 304, Arcadia Building, 195, NCPA Marg, Nariman Point, Mumbai - 400021.  
Contact Person: Mr. Mustafa Manasawala, Company Secretary and Compliance Officer  
Tel: 0260-3290467 | Fax: 0260-2631356 | Email: investors@sarlafibers.com  
Website: www.sarlafibers.com

OFFER TO BUYBACK UP TO 40,00,000 (FORTY LAKH ONLY) EQUITY SHARES AT A PRICE OF ₹ 110/- (RUPEES ONE HUNDRED AND TEN ONLY) PER EQUITY SHARE, PAYABLE IN CASH, ON A PROPORTIONATE BASIS THROUGH THE TENDER OFFER ROUTE USING THE STOCK EXCHANGE MECHANISM FOR AN AGGREGATE CONSIDERATION OF UP TO ₹ 44,00,00,000/- (RUPEES FORTY FOUR CRORE ONLY) (THE "BUYBACK"), EXCLUDING TRANSACTION COSTS.

The Company has sent the letter of offer and Tender Form, along with the share transfer form, dated Tuesday, May 19, 2026 ("Letter of Offer"), in relation to the Buyback, through electronic means on Tuesday, May 19, 2026 to all Eligible Shareholders holding Equity Shares as on the Record Date i.e. Friday, May 15, 2026, whose e-mail IDs are registered with the Company or Depositories, in accordance with the Buyback Regulations and such other circulars or notifications, as may be applicable. Further, in terms of Regulation 9(ii) of the Buyback Regulations, if a request is received from any Eligible Shareholder for a physical copy of the Letter of Offer, the same shall be dispatched physically by registered post / speed post / courier.

For the detailed schedule of activities in relation to the Buyback, please refer to the Letter of Offer. A brief schedule of activities for the Buyback is as below:

BUYBACK OPENS ON	THURSDAY, MAY 21, 2026
BUYBACK CLOSES ON	WEDNESDAY, MAY 27, 2026
LAST DATE OF RECEIPT OF COMPLETED TENDER FORMS AND OTHER SPECIFIED DOCUMENTS BY THE REGISTRAR TO THE BUYBACK	ON OR BEFORE 5:00 P.M. (IST) ON WEDNESDAY, MAY 27, 2026

The entitlement ratio for eligible shareholders is as below:

CATEGORY OF ELIGIBLE SHAREHOLDERS	RATIO OF BUYBACK ENTITLEMENT*
Reserved category for small shareholders	1 equity share(s) for every 9 equity shares held on the record date
General category for all other shareholders	1 equity share(s) for every 9 equity shares held on the record date

\*For further information in relation to the entitlement ratio for the Buyback in each category, see the section titled "Process and Methodology for the Buyback" in the Letter of Offer.

ELIGIBLE SHAREHOLDERS CAN ALSO CHECK THEIR ENTITLEMENT ON THE WEBSITE OF THE REGISTRAR TO THE BUYBACK BY FOLLOWING THE STEPS GIVEN BELOW:

- Click on <https://in.mpmf.com/Offer/Default.aspx>
- Select the name of the Company - "Sarla Performance Fibers Limited - Buyback 2026"
- Select holding type - "Demat" or "Physical" or PAN
- Based on the option selected above, enter your "Folio Number" or "NSDL DPID/Client ID" or "CDSL Client ID"
- Enter the Security code and click on Submit
- Then Click on "View" button
- The entitlement will be provided in the pre-filled "FORM OF ACCEPTANCE-CUM ACKNOWLEDGEMENT"

A copy of the Letter of Offer is available on the Company's website (www.sarlafibers.com), on the website of the Registrar (www.in.mpmf.com) and on the website of Manager to the Buyback (www.mnclgroup.com).

Capitalised terms used but not defined in this Advertisement shall have the meaning ascribed to such terms in the Letter of Offer.

MANAGER TO THE OFFER	REGISTRAR TO THE OFFER
 <b>Monarch Network Capital Limited</b> Laxmi Tower, G Block, 4th Floor, B Wing, Bandra Kurla Complex, Bandra (E), Mumbai-400 05, Maharashtra, India Tel: +91-22-66476400 Contact Person: Saahil Kinkhabwala / Aayushi Poddar Email: ecm@mnclgroup.com Website: www.mnclgroup.com Investor grievance email: mbd@mnclgroup.com SEBI Registration Number: INM000011013 Corporate Identity Number: L64990GJ1993PLC120014	 <b>MUFG Intime India Private Limited</b> (Formerly Link Intime India Private Limited) Address: C-101, Embassy 247, 1 <sup>st</sup> Floor, L B S Marg, Vikhroli (West), Mumbai 400 083, Maharashtra, India Tel: +91 810 811 4949 / Fax: +91 22 49786060 Email: sarlaperformancefiber.buyback2026@in.mpmf.com Investor Grievance E-mail: sarlaperformancefiber.buyback2026@in.mpmf.com Website: www.in.mpmf.com Contact person: Ms. Shanti Gopalkrishnan SEBI Registration Number: INR000004058 Corporate Identity Number: U67190MH1999PTC118368

For and on behalf of the Board of Directors of the Company

Sd/-	Sd/-	Sd/-
Mr. Krishna Madhusudan Jhunjunwala, Managing Director, DIN: 00097175	Kanav Krishna Jhunjunwala, Whole Time Director DIN: 09507192	Mr. Mustafa Manasawala Company Secretary & Compliance Officer M. No. A76344

Date: May 19, 2026

Place: Mumbai

DION GLOBAL SOLUTIONS LIMITED						
CIN: L74899DL1994PLC058032						
Registered Office: DA-18, Top Floor, Vikash Marg, Shakarpur, Delhi-110092						
STATEMENT OF AUDITED STANDALONE FINANCIAL RESULTS FOR THE QUARTER AND YEAR ENDED MARCH 31, 2026						
(ALL AMOUNTS ARE IN ₹ LAKHS UNLESS OTHERWISE STATED)						
S. No.	Particulars	Quarter ended		Year ended		
		March 31, 2026 (Audited)	Dec. 31, 2025 (Unaudited)	March 31, 2025 (Audited)	March 31, 2026 (Audited)	March 31, 2025 (Audited)
	<b>Revenue</b>					
I	Revenue from Operations	277.16	373.81	336.63	1226.40	1047.28
II	Other Income	6.75	3.07	5.63	15.77	14.98
III	<b>Total Revenue (I + II)</b>	<b>283.91</b>	<b>376.88</b>	<b>342.26</b>	<b>1,242.17</b>	<b>1,062.26</b>
	<b>IV Expenses</b>					
	Employee Benefits Expenses	219.06	224.88	214.69	922.77	885.45
	Rent	7.34	7.56	6.76	29.38	26.72
	Traveling and Conveyance	3.84	1.68	0.73	8.05	4.26
	Finance Costs	0.00	0.00	0.00	0.00	0.00
	Depreciation and Amortization Expense	1.74	1.70	1.75	6.81	7.24
	Other Expenses	67.69	72.17	60.37	264.00	234.62
	<b>Total Expenses (IV)</b>	<b>299.67</b>	<b>307.99</b>	<b>284.30</b>	<b>1,231.01</b>	<b>1,158.29</b>
V	<b>Profit/(Loss) Before Exceptional Items and Tax</b>	<b>(15.76)</b>	<b>68.89</b>	<b>57.96</b>	<b>11.16</b>	<b>(96.03)</b>
VI	<b>Exceptional Items</b>	<b>0.00</b>	<b>0.00</b>	<b>0.00</b>	<b>0.00</b>	<b>0.00</b>
VII	<b>Profit/(Loss) Before Tax</b>	<b>(15.76)</b>	<b>68.89</b>	<b>57.96</b>	<b>11.16</b>	<b>(96.03)</b>
VIII	<b>Tax Expense</b>	<b>0.00</b>	<b>0.00</b>	<b>0.00</b>	<b>0.00</b>	<b>0.00</b>
IX	<b>Profit/(Loss) After Tax</b>	<b>(15.76)</b>	<b>68.89</b>	<b>57.96</b>	<b>11.16</b>	<b>(96.03)</b>
X	<b>Other Comprehensive Income-</b>					
	(i) Items that will not be reclassified to Profit or Loss					
	Re-measurement Gains/(Losses) on Defined Benefit Plans	14.57	0.00	8.51	14.57	8.51
XI	<b>Total Comprehensive Income for the Year (IX+X)</b>	<b>(1.19)</b>	<b>68.89</b>	<b>66.47</b>	<b>25.73</b>	<b>(87.51)</b>
XII	<b>Paid up equity share capital (Face ValueRs. 10/- Per Share)</b>	<b>3,222.74</b>	<b>3,222.74</b>	<b>3,222.74</b>	<b>3,222.74</b>	<b>3,222.74</b>
XIII	<b>Earnings per equity share</b>					
	Basic (₹)	(0.00)	0.21	0.21	0.08	(0.27)
	Diluted (₹)	(0.00)	0.21	0.21	0.08	(0.27)
XIV	<b>Earnings before depreciation and amortization expenses, finance costs, exceptional items, tax expenses (EBITDA)</b>	<b>(14.02)</b>	<b>70.59</b>	<b>59.71</b>	<b>17.97</b>	<b>(88.79)</b>

Notes to the results:

- The above is an extract of the detailed format of quarterly Audited Financial Results filed with the Stock Exchange under Regulation 33 of the SEBI (Listing Obligations and Disclosure Requirements) Regulations, 2015. The full format of the quarterly Audited Financial Results are available on the Stock Exchange website i.e. www.bseindia.com and also on the company's website www.dionglobal.com
- An application was filed against M/s DION GLOBAL SOLUTIONS LIMITED under Section 9 of Insolvency and Bankruptcy Code, 2016 read with Rule 6 of the Insolvency and Bankruptcy (Application to Adjudicating Authority) Rules, 2016 before the Hon'ble NCLT Delhi with a prayer to commence the Corporate Insolvency Resolution Process (CIRP). The said application for initiation of Corporate Insolvency Resolution Process (CIRP) has been admitted by Hon'ble National Company Law Tribunal (NCLT), New Delhi Bench, (Hon'ble NCLT/Hon'ble Adjudicating


### Zydus Lifesciences Limited

Registered Office: Zydus Corporate Park, Scheme No. 63, Survey No. 536, Khoraj (Gandhinagar), Near Vaishnodevi Circle, Sarkhej- Gandhinagar Highway, Ahmedabad - 382481  
Tel. No.: (+91-79) 4804 0000, Website: www.zyduslife.com  
CIN : L24230GJ1995PLC025878

#### Extract of Consolidated Financial Results for the Quarter and Year Ended March 31, 2026

Sr. No.	Particulars	INR Million				
		Quarter ended			Year ended	
		31/03/2026 (Unaudited)	31/12/2025 (Unaudited)	31/03/2025 (Unaudited)	31/03/2026 (Audited)	31/03/2025 (Audited)
1	Total income from operations	75,870	68,645	65,279	271,484	232,415
2	Net profit for the period before exceptional items and tax	20,572	14,383	18,916	71,377	62,463
3	Net profit for the period after exceptional items but before tax	16,597	13,534	16,720	66,211	60,267
4	Net profit for the period after tax and non-controlling interest	12,725	10,421	11,709	50,400	45,255
5	Total comprehensive income for the period after tax and non-controlling interest	7,902	10,213	11,483	42,673	44,257
6	Paid-up equity share capital (Face value Re. 1/-)	1,006	1,006	1,006	1,006	1,006
7	Other equity	-	-	-	270,108	238,525
8	Earnings per share (not annualised for the quarter)					
a	Basic (Rs.)	12.65	10.36	11.64	50.09	44.97
b	Diluted (Rs.)	12.65	10.36	11.64	50.09	44.97

Note: [1] The above is an extract of the detailed format of Quarterly/ Yearly Financial Results filed with the Stock Exchanges under Regulation 33 of the SEBI (Listing Obligations and Disclosure Requirements) Regulations, 2015. The results, alongwith the Audit Reports are available on the Company's website: www.zyduslife.com, on the website of BSE [www.bseindia.com] and on the website of NSE [www.nseindia.com] and can also be accessed by scanning the following QR Code:



Date: May 19, 2026  
Place: Ahmedabad

By Order of the Board,  
For Zydus Lifesciences Limited,  
Dr. Sharvil P. Patel  
Managing Director  
DIN: 00131995

### EUREKA FORBES LIMITED


CIN : L27310MH2008PLC188478  
Registered Office: B1/B2, 7<sup>th</sup> Floor, 701, Marathon Innova, Ganpatrao Kadam Marg, Lower Parel, Mumbai, Maharashtra - 400013, India.  
Phone No.: +91 22 4882 1700 | Fax No.: +91 22 4882 1701 | Website: www.eurekaforbes.com | E-mail: compliance@eurekaforbes.com

#### EXTRACT OF AUDITED STANDALONE AND CONSOLIDATED FINANCIAL RESULTS FOR THE QUARTER AND YEAR ENDED MARCH 31, 2026

Sr. No.	Particulars	STANDALONE					CONSOLIDATED				
		Quarter ended		Year ended		Quarter ended		Year ended			
		31.03.2026 (Unaudited)	31.12.2025 (Unaudited)	31.03.2025 (Audited)	31.03.2025 (Audited)	31.03.2026 (Unaudited)	31.12.2025 (Unaudited)	31.03.2025 (Unaudited)	31.03.2026 (Audited)	31.03.2025 (Audited)	
1	Total income from operations	68,887.42	65,056.48	61,684.82	2,73,363.82	2,45,016.44	68,861.35	65,081.54	61,704.66	2,73,279.50	2,45,147.89
2	Net Profit / (Loss) for the period (before Tax, Exceptional and/or Extraordinary items#)	6,847.99	5,280.31	6,587.52	25,613.91	21,379.25	6,857.00	5,413.20	6,528.75	25,974.22	21,652.09
3	Net Profit / (Loss) for the period before Tax (after Exceptional and/or Extraordinary items#)	6,847.99	1,236.13	6,795.21	21,569.73	21,886.94	6,857.00	1,369.02	6,646.44	21,930.04	22,069.78
4	Net Profit / (Loss) for the period after tax (after Exceptional and/or Extraordinary items#)	5,109.40	900.22	5,075.18	16,020.70	16,328.65	5,102.84	997.88	4,948.10	16,262.37	16,441.47
5	Total Comprehensive Income for the period [Comprising Profit / (Loss) for the period (after tax) and Other Comprehensive Income (after tax)]	5,508.94	1,197.29	4,908.31	16,545.62	15,985.24	5,472.22	1,283.93	4,798.30	16,786.47	16,096.51
6	Equity Share Capital	19,349.18	19,349.18	19,347.92	19,349.18	19,347.92	19,349.18	19,349.18	19,347.92	19,349.18	19,347.92
7	Reserves (excluding Revaluation Reserve as shown in the Balance Sheet)	-	-	-	4,37,954.42	4,19,149.15	-	-	-	4,40,568.09	4,21,520.82
8	Earnings Per Share (of Rs. 10/- each) (for continuing and discontinued operations) - 1. Basic; 2. Diluted.*	2.63 2.63*	0.46 0.46*	2.62 2.61*	8.24 8.24*	8.40 8.40*	2.62 2.62*	0.52 0.52*	2.56 2.55*	8.36 8.36*	8.46 8.46*

\*Impact due to grant of ESOP's has been considered while arriving at the diluted EPS.  
#Exceptional and/or Extraordinary items adjusted in the Statement of Profit and Loss in accordance with Ind-AS Rules / AS Rules, whichever is applicable.

Notes:  
1. The Audited Standalone and Consolidated Financial Results for the Quarter and Year ended March 31, 2026 have been reviewed and recommended by the Audit Committee and approved by the Board of Directors of the Company at their respective meetings held on May 19, 2026. The Standalone and Consolidated Financial Results for the Quarter ended March 31, 2026 have been subjected to Limited Review and Standalone and Consolidated Financial Results for the Year ended March 31, 2026 have been audited by the Statutory Auditors.  
2. The above is an extract of the detailed format of Audited Standalone and Consolidated Financial Results for the Quarter and Year ended March 31, 2026 filed with Stock Exchanges under Regulation 33 of the Securities and Exchange Board of India (Listing Obligations and Disclosure Requirements) Regulations, 2015. The full format of the above Financial Results are available on the websites of Stock Exchanges (www.bseindia.com and www.nseindia.com) and Company's website at www.eurekaforbes.com. The same can be accessed on the Company's website by scanning the QR Code provided below:



Place: Mumbai  
Date: May 19, 2026

For Eureka Forbes Limited  
Sd/-  
Pratik Pota  
Managing Director & CEO  
DIN : 00751178

### Mayur Uniquoters Limited

Regd. Office and Works: Jaipur Sikar Road, Village Jaitpura, Distt. Jaipur-303704 (Raj.) India.  
Tel: 91-1423-224001 Fax: 91-1423-224420 CIN No. L18101RJ1992PLC006952 E-Mail: secr@mayur.biz

#### Extract of Consolidated Financial Results for the Quarter and Year Ended 31st March 2026

(Rs. in Lakhs, except stated)

S.No.	Particulars	Quarter Ended			Year Ended	
		31.03.2026 (Unaudited)	31.12.2025 (Unaudited)	31.03.2025 (Unaudited)	31.03.2026 (Audited)	31.03.2025 (Audited)
1	Total Income from Operations	27,665.10	25,683.69	26,211.04	102,207.62	92,086.25
2	Operating Profit (PBDIT)	8,901.87	7,484.59	6,456.78	28,973.54	23,180.51
3	Net Profit/ (Loss) for the period Before Tax	8,123.35	6,716.39	5,694.84	25,898.23	20,128.36
4	Net Profit / (Loss) for the period After Tax	5,943.46	5,073.25	4,150.23	19,174.00	14,928.94
5	Total Comprehensive Income for the period	6,282.68	5,233.14	4,183.32	19,865.61	15,091.73
6	Equity Share Capital (of Rs. 5/- each)	2,172.63	2,172.63	2,172.63	2,172.63	2,172.63
7	Other Equity (Reserves)	-	-	-	111,077.52	93,384.56
8	Earning Per Share: - Basic (in Rs.) - Diluted (in Rs.)	13.68 13.68	11.68 11.68	9.54 9.54	44.13 44.13	34.18 34.18

Notes: \*Standalone Financial Information of the Company, pursuant to Regulation 47(1)(b) of SEBI (LODR):

S.No.	Particulars	Quarter Ended			Year Ended	
		31.03.2026 (Unaudited)	31.12.2025 (Unaudited)	31.03.2025 (Unaudited)	31.03.2026 (Audited)	31.03.2025 (Audited)
1	Turnover	26,054.79	23,698.82	21,418.09	94,170.96	82,020.64
2	Operating Profit (PBDIT)	9,029.30	7,769.28	5,620.28	30,307.10	22,043.75
3	Profit before Tax	8,258.97	7,008.79	4,865.21	27,262.30	19,019.54
4	Profit after Tax	6,070.64	5,293.51	3,501.52	20,296.97	14,100.87

\*The above is an extract of the detailed format of Quarter and Year Ended Audited Financial Results filed with the Stock Exchanges under Regulation 33 of the SEBI (Listing Obligations and Disclosure Requirements) Regulations, 2015. The full format of the Audited Standalone and Consolidated Quarterly and Yearly Financial Results are available on the website of the Stock Exchanges i.e. www.nseindia.com and www.bseindia.com, and also on Company's website at www.mayuruniquoters.com



For and on behalf of the Board of Directors  
Suresh Kumar Poddar  
Chairman & Managing Director & CEO  
DIN-00022395

Place: Jaipur  
Date: May 19, 2026



### SARLA PERFORMANCE FIBERS LIMITED

CIN: L31909DN1993PLC000056  
Registered Office: Survey No. 59/1/4, Amli Piparia Industrial Estate, Silvassa - 396 230, U.T. of Dadra & Nagar Haveli  
Corporate Office: 304, Arcadia Building, 195, NCPA Marg, Nariman Point, Mumbai - 400021.  
Contact Person: Mr. Mustafa Manasawala, Company Secretary and Compliance Officer  
Tel: 0260-3290467 | Fax: 0260-2631356 | Email: investors@sarlafibers.com  
Website: www.sarlafibers.com

#### OFFER TO BUYBACK UP TO 40,00,000 (FORTY LAKH ONLY) EQUITY SHARES AT A PRICE OF ₹ 110/- (RUPEES ONE HUNDRED AND TEN ONLY) PER EQUITY SHARE, PAYABLE IN CASH, ON A PROPORTIONATE BASIS THROUGH THE TENDER OFFER ROUTE USING THE STOCK EXCHANGE MECHANISM FOR AN AGGREGATE CONSIDERATION OF UP TO ₹ 44,00,00,000/- (RUPEES FORTY FOUR CRORE ONLY) (THE "BUYBACK"), EXCLUDING TRANSACTION COSTS.

The Company has sent the letter of offer and Tender Form, along with the share transfer form, dated Tuesday, May 19, 2026 ("Letter of Offer"), in relation to the Buyback, through electronic means on Tuesday, May 19, 2026 to all Eligible Shareholders holding Equity Shares as on the Record Date i.e. Friday, May 15, 2026, whose e-mail IDs are registered with the Company or Depositories, in accordance with the Buyback Regulations and such other circulars or notifications, as may be applicable. Further, in terms of Regulation 9(ii) of the Buyback Regulations, if a request is received from any Eligible Shareholder for a physical copy of the Letter of Offer, the same shall be dispatched physically by registered post / speed post / courier.  
For the detailed schedule of activities in relation to the Buyback, please refer to the Letter of Offer. A brief schedule of activities for the Buyback is as below:

BUYBACK OPENS ON	THURSDAY, MAY 21, 2026
BUYBACK CLOSES ON	WEDNESDAY, MAY 27, 2026
LAST DATE OF RECEIPT OF COMPLETED TENDER FORMS AND OTHER SPECIFIED DOCUMENTS BY THE REGISTRAR TO THE BUYBACK	ON OR BEFORE 5:00 P.M. (IST) ON WEDNESDAY, MAY 27, 2026

The entitlement ratio for eligible shareholders is as below:

CATEGORY OF ELIGIBLE SHAREHOLDERS	RATIO OF BUYBACK ENTITLEMENT*
Reserved category for small shareholders	1 equity share(s) for every 9 equity shares held on the record date
General category for all other shareholders	1 equity share(s) for every 9 equity shares held on the record date



\*For further information in relation to the entitlement ratio for the Buyback in each category, see the section titled "Process and Methodology for the Buyback" in the Letter of Offer.

ELIGIBLE SHAREHOLDERS CAN ALSO CHECK THEIR ENTITLEMENT ON THE WEBSITE OF THE REGISTRAR TO THE BUYBACK BY FOLLOWING THE STEPS GIVEN BELOW:

- Click on <https://in.mps.mufg.com/Offer/Default.aspx>
- Select the name of the Company - "Sarfa Performance Fibers Limited - Buyback 2026"
- Select holding type - "Demat" or "Physical" or PAN
- Based on the option selected above, enter your "Folio Number" or "NSDL DPID/Client ID" or "CDSL Client ID"
- Enter the Security code and click on Submit
- Then Click on "View" button
- The entitlement will be provided in the pre-filled "FORM OF ACCEPTANCE-CUM ACKNOWLEDGEMENT"

A copy of the Letter of Offer is available on the Company's website (www.sarlafibers.com), on the website of the Registrar (www.in.mps.mufg.com) and on the website of Manager to the Buyback (www.mnclgroup.com).

Capitalised terms used but not defined in this Advertisement shall have the meaning ascribed to such terms in the Letter of Offer.

MANAGER TO THE OFFER	REGISTRAR TO THE OFFER
 <b>Monarch Network Capital Limited</b> Laxmi Tower, G Block, 4th Floor, B Wing, Bandra Kurla Complex, Bandra (E), Mumbai-400 05, Maharashtra, India Tel: +91-22-66476400 Contact Person: Saahil Kinkhabwala / Aayushi Poddar Email: ecm@mnclgroup.com Website: www.mnclgroup.com Investor grievance email: mbd@mnclgroup.com SEBI Registration Number: INM000011013 Corporate Identity Number: L64990GJ1993PLC120014	 <b>MUFG Intime Private Limited</b> (Formerly Link Intime India Private Limited) Address: C-101, Embassy 247, 1 <sup>st</sup> Floor, L B S Marg, Vikhroli (West), Mumbai 400 083, Maharashtra, India Tel: +91 810 811 4949 / Fax: +91 22 49786060 Email: sarlaperformancefibers.buyback2026@in.mps.mufg.com Investor Grievance E-mail: sarlaperformancefibers.buyback2026@in.mps.mufg.com Website: www.in.mps.mufg.com Contact person: Ms. Shanti Gopalkrishnan SEBI Registration Number: INR000004058 Corporate Identity Number: U67190MH1999PTC118368

For and on behalf of the Board of Directors of the Company

Sd/- Mr. Krishna Madhusudan Jhunjunwala, Managing Director, DIN: 00097175	Sd/- Kanav Krishna Jhunjunwala, Whole Time Director DIN: 09507192	Sd/- Mr. Mustafa Manasawala, Company Secretary & Compliance Officer M. No. A76344
--	--	--

Date: May 19, 2026  
Place: Mumbai

### DION GLOBAL SOLUTIONS LIMITED

CIN: L74899DL1994PLC058032  
Registered Office: DA-18, Top Floor, Vikash Marg, Shakarpur, Delhi-110092

#### STATEMENT OF AUDITED STANDALONE FINANCIAL RESULTS FOR THE QUARTER AND YEAR ENDED MARCH 31, 2026

(ALL AMOUNTS ARE IN ₹ LAKHS UNLESS OTHERWISE STATED)

S. No.	Particulars	Quarter ended		Year ended		
		March 31, 2026 (Audited)	Dec. 31, 2025 (Unaudited)	March 31, 2025 (Audited)	March 31, 2025 (Audited)	March 31, 2025 (Audited)
I	Revenue					
I	Revenue from Operations	277.16	373.81	336.63	1226.40	1047.28
II	Other Income	6.75	3.07	5.63	15.77	14.98
III	Total Revenue (I+II)	283.91	376.88	342.26	1,242.17	1,062.26
IV	Expenses					
	Employee Benefits Expenses	219.06	224.88	214.69	922.77	885.45
	Rent	7.34	7.56	6.76	29.38	26.72
	Travelling and Conveyance	3.84	1.68	0.73	8.05	4.26
	Finance Costs	0.00	0.00	0.00	0.00	0.00
	Depreciation and Amortization Expense	1.74	1.70	1.75	6.81	7.24
	Other Expenses	67.89	72.17	60.37	264.00	234.62
	Total Expenses (IV)	299.67	307.99	284.30	1,231.01	1,158.29
V	Profit/(Loss) Before Exceptional Items and Tax	(15.76)	68.89	57.96	11.16	(96.03)
VI	Exceptional Items	0.00	0.00	0.00	0.00	0.00
VII	Profit/(Loss) Before Tax	(15.76)	68.89	57.96	11.16	(96.03)
VIII	Tax Expense	0.00	0.00	0.00	0.00	0.00
IX	Profit/(Loss) After Tax	(15.76)	68.89	57.96	11.16	(96.03)
X	Other Comprehensive Income-					
	(i) Items that will not be reclassified to Profit or Loss					
	Re-measurement Gains/(Losses) on Defined Benefit Plans	14.57	0.00	8.51	14.57	8.51
XI	Total Comprehensive Income for the Year (IX+X)	(1.19)	68.89	66.47	25.73	(87.51)
XII	Paid up equity share capital (Face ValueRs. 10/- Per Share)	3,222.74	3,222.74	3,222.74	3,222.74	3,222.74
XIII	Earnings per equity share					
	Basic (₹)	(0.00)	0.21	0.21	0.08	(0.27)
	Diluted (₹)	(0.00)	0.21	0.21	0.08	(0.27)
XIV	Earnings before depreciation and amortisation expenses, finance costs, exceptional items, tax expenses (EBITDA)	(14.02)	70.59	59.71	17.97	(88.79)

Notes to the results:  
1. The above is an extract of the detailed format of quarterly Audited Financial Results filed with the Stock Exchange under Regulation 33 of the SEBI (Listing Obligations and Disclosure Requirements) Regulations, 2015. The full format of the quarterly ended Audited Financial Results are available on the Stock Exchange website i.e. www.bseindia.com and also on the company's website www.dionglobal.com.  
2. An application was filed against M/s DION GLOBAL SOLUTIONS LIMITED under Section 9 of Insolvency and Bankruptcy Code, 2016 read with Rule 6 of the Insolvency and Bankruptcy (Application to Adjudicating Authority) Rules, 2016 before the Hon'ble NCLT Delhi with a prayer to commence the Corporate Insolvency Resolution Process (CIRP). The said application for initiation of Corporate Insolvency Resolution Process (CIRP) has been admitted by the Hon'ble National Company Tribunal (NCLT), New Delhi Bench, (Hon'ble NCLT/Hon'ble Adjudicating Authority) vide its order dated 18.08.2020. Under the IBC proceedings, the power of the Board was suspended with effect from 18.08.2020. The NCLT order also provided for a moratorium with effect from 18.08.2020 till the completion of the Corporate Insolvency Resolution Process (CIRP) or until it approves the resolution plan under section 31(1) or passes an order for liquidation of the company under section 33, whichever is earlier. Currently, the CIRP process in respect of the company is in progress. In terms of Section 20 of Insolvency code, the management and operations of the Company are being managed by Interim Resolution Professional (IRP) / Resolution Professional (RP).  
3. All the executive directors of the Company, CFO and Company Secretary had resigned from the Company before the commencement of CIRP. In the absence of these concerned officials, who are primarily responsible for the book closure process and financial reporting, the Resolution Professional has got these financial statements prepared through present employees of the Company and hired consultants. These financial statements have been taken on record by the Resolution Professional while exercising the powers of the Board of Directors of the Company, which have been conferred upon him in terms of the provisions of Section 17 of the Code. Resolution Professional has taken on record these financial statements in good faith solely for the purpose of compliance and discharging his duty under the Code.  
4. As per regulation 33(3)(d) of the SEBI (LODR), 2015, if the listed entity has subsidiaries, it shall, while submitting annual audited standalone financial results also submit annual audited consolidated financial results along with the audit report. It is to be noted that Resolution Professional in his powers shall have control over management of the corporate debtor only and not on its subsidiary, associate, or any other group companies. Hence only standalone audited financial results are submitted with the stock exchange.  
5. As per Regulation 33(2)(b) of the SEBI (Listing Obligations and Disclosure Requirements) Regulations, 2015, the Financial Results of a Company submitted to the Stock Exchange shall be signed by the Chairperson or Managing Director or Whole Time Director or in absence of all of them, it shall be signed by any of the Director of the Company who is fully authorised by the Board of Directors to sign the Financial Results. In view of the ongoing Corporate Insolvency Resolution Process commenced from 18th August 2020, powers of the Board of Directors have been suspended and these powers are now vested with the Resolution Professional of the Company vide the order passed by Hon'ble NCLT, New Delhi on 18.08.2020. Accordingly, the above Financial Results of the Company for the quarter ended 31st March 2026 were taken on record and authorised for issue to concerned authorities by the Resolution Professional.  
6. The above result have been prepared in accordance with the recognition and measurement principles of the accounting principles generally accepted in India, including the Indian Accounting Standards prescribed under section 133 of the Companies Act, 2013, read with relevant rules issued thereunder and other accounting principles generally accepted in India and are in compliance with regulation 33 of the SEBI (Listing Obligations and Disclosure Requirements) Regulations, 2015 (as amended).  
7. Figures for the quarters ended 31 March 2026 and 31 March 2025 represents the balancing figures between audited figures for the full financial year and published year to date figures upto the third quarter of the year ended 31 March 2026 and 31 March 2025 respectively, which has been subjected to limited review.  
8. A Resolution Plan received during the Corporate Insolvency Resolution Process has been approved by the Committee of Creditors and the same has been submitted to the Hon'ble NCLT. The matter is still pending with Hon'ble NCLT for final approval.  
9. As the Company is into Software Product and Services business, license fee revenue may vary from quarter to quarter.  
10. The Company is primarily engaged in the business of Software Product and Services, which in the opinion of management is considered to be the only reportable business segment as per Ind AS 108 on 'Operating Segments' prescribed under Section 133 of the Companies Act, 2013.  
11. The previous quarters' figures have been regrouped/ reclassified wherever necessary to correspond with the current quarters' classification/disclosure.

For DION GLOBAL SOLUTIONS LIMITED  
Sd/-  
Pardeep Kumar Lakhani  
Resolution Professional

Place: New Delhi  
Date: 19.05.2026  
Reg. No: IBB/I/P-IP-00541/2017-2018/10966



**Zydus Lifesciences Limited**  
Registered Office: Zydus Corporate Park, Scheme No. 63, Survey No. 536, Khoraj (Gandhinagar),  
Near Vaishnodevi Circle, Sarkhej- Gandhinagar Highway, Ahmedabad - 382481  
Tel. No.: (+91-79) 4804 0000, Website: www.zyduslife.com  
CIN : L24230GJ1995PLC025878

**Extract of Consolidated Financial Results for the Quarter and Year Ended March 31, 2026**

Sr. No.	Particulars	INR Million				
		Quarter ended			Year ended	
		31/03/2026 (Unaudited)	31/12/2025 (Unaudited)	31/03/2025 (Unaudited)	31/03/2026 (Audited)	31/03/2025 (Audited)
1	Total income from operations	75,870	68,645	65,279	271,484	232,415
2	Net profit for the period before exceptional items and tax	20,572	14,383	18,916	71,377	62,463
3	Net profit for the period after exceptional items but before tax	16,597	13,534	16,720	66,211	60,267
4	Net profit for the period after tax and non-controlling interest	12,725	10,421	11,709	50,400	45,255
5	Total comprehensive income for the period after tax and non-controlling interest	7,902	10,213	11,483	42,673	44,257
6	Paid-up equity share capital (Face value Re. 1/-)	1,006	1,006	1,006	1,006	1,006
7	Other equity				270,108	238,525
8	Earnings per share (not annualised for the quarter)					
a	Basic (Rs.)	12.65	10.36	11.64	50.09	44.97
b	Diluted (Rs.)	12.65	10.36	11.64	50.09	44.97

Note:  
[1] The above is an extract of the detailed format of Quarterly/ Yearly Financial Results filed with the Stock Exchanges under Regulation 33 of the SEBI (Listing Obligations and Disclosure Requirements) Regulations, 2015. The results, alongwith the Audit Reports are available on the Company's website: www.zyduslife.com, on the website of BSE [www.bseindia.com] and on the website of NSE [www.nseindia.com] and can also be accessed by scanning the following QR Code:



By Order of the Board,  
For Zydus Lifesciences Limited,

Dr. Sharvil P. Patel  
Managing Director  
DIN: 00131995

Date: May 19, 2026  
Place: Ahmedabad



**EUREKA FORBES LIMITED**

CIN : L27310MH2008PLC188478

Registered Office: B1/B2, 7<sup>th</sup> Floor, 701, Marathon Innova, Ganpatrao Kadam Marg, Lower Parel, Mumbai, Maharashtra - 400013, India.  
Phone No.: +91 22 4882 1700 | Fax No.: +91 22 4882 1701 | Website: www.eurekaforbes.com | E-mail: compliance@eurekaforbes.com

**EXTRACT OF AUDITED STANDALONE AND CONSOLIDATED FINANCIAL RESULTS FOR THE QUARTER AND YEAR ENDED MARCH 31, 2026**

Sr. No.	Particulars	(Rs. in Lakhs)									
		STANDALONE					CONSOLIDATED				
		Quarter ended		Year ended		Quarter ended		Year ended			
	31.03.2026 (Unaudited)	31.12.2025 (Unaudited)	31.03.2025 (Audited)	31.03.2026 (Audited)	31.03.2025 (Unaudited)	31.03.2026 (Unaudited)	31.03.2025 (Unaudited)	31.03.2026 (Audited)	31.03.2025 (Unaudited)	31.03.2026 (Audited)	
1	Total income from operations	68,887.42	65,056.48	61,684.82	2,73,363.82	2,45,016.44	68,861.35	65,081.54	61,704.66	2,73,279.50	2,45,147.89
2	Net Profit / (Loss) for the period (before Tax, Exceptional and/or Extraordinary items#)	6,847.99	5,280.31	6,587.52	25,613.91	21,379.25	6,857.00	5,413.20	6,528.75	25,974.22	21,652.09
3	Net Profit / (Loss) for the period before Tax (after Exceptional and/or Extraordinary items#)	6,847.99	1,236.13	6,795.21	21,569.73	21,886.94	6,857.00	1,369.02	6,646.44	21,930.04	22,069.78
4	Net Profit / (Loss) for the period after tax (after Exceptional and/or Extraordinary items#)	5,109.40	900.22	5,075.18	16,020.70	16,328.65	5,102.84	997.88	4,948.10	16,262.37	16,441.47
5	Total Comprehensive Income for the period [Comprising Profit / (Loss) for the period (after tax) and Other Comprehensive Income (after tax)]	5,508.94	1,197.29	4,908.31	16,545.62	15,985.24	5,472.22	1,283.93	4,798.30	16,786.47	16,096.51
6	Equity Share Capital	19,349.18	19,349.18	19,347.92	19,349.18	19,347.92	19,349.18	19,349.18	19,347.92	19,349.18	19,347.92
7	Reserves (excluding Revaluation Reserve as shown in the Balance Sheet)	-	-	-	4,37,954.42	4,19,149.15	-	-	-	4,40,568.09	4,21,520.82
8	Earnings Per Share (of Rs. 10/- each) (for continuing and discontinued operations) -										
	1. Basic:	2.63	0.46	2.62	8.24	8.40	2.62	0.52	2.56	8.36	8.46
	2. Diluted:	2.63*	0.46*	2.61*	8.24*	8.40*	2.62*	0.52*	2.55*	8.36*	8.46*

\*Impact due to grant of ESOP's has been considered while arriving at the diluted EPS.  
#Exceptional and/or Extraordinary items adjusted in the Statement of Profit and Loss in accordance with Ind-AS Rules / AS Rules, whichever is applicable.

Notes:  
1. The Audited Standalone and Consolidated Financial Results for the Quarter and Year ended March 31, 2026 have been reviewed and recommended by the Audit Committee and approved by the Board of Directors of the Company at their respective meetings held on May 19, 2026. The Standalone and Consolidated Financial Results for the Quarter ended March 31, 2026 have been subjected to Limited Review and Standalone and Consolidated Financial Results for the Year ended March 31, 2026 have been audited by the Statutory Auditors.  
2. The above is an extract of the detailed format of Audited Standalone and Consolidated Financial Results for the Quarter and Year ended March 31, 2026 filed with Stock Exchanges under Regulation 33 of the Securities and Exchange Board of India (Listing Obligations and Disclosure Requirements) Regulations, 2015. The full format of the above Financial Results are available on the websites of Stock Exchanges (www.bseindia.com and www.nseindia.com) and Company's website at www.eurekaforbes.com. The same can be accessed on the Company's website by scanning the QR Code provided below:



For Eureka Forbes Limited  
Sd/-  
Pratik Pota  
Managing Director & CEO  
DIN : 00751178

Place: Mumbai  
Date: May 19, 2026

**Mayur Uniquoters Limited**

Regd. Office and Works: Jaipur Sikar Road, Village Jaitpura, Distt. Jaipur-303704 (Raj.) India.  
Tel: 91-1423-224001 Fax: 91-1423-224420 CIN No. L18101RJ1992PLC006952 E-Mail: secr@mayur.biz

**Extract of Consolidated Financial Results for the Quarter and Year Ended 31st March 2026**

(Rs. in Lakhs, except stated)

S.No.	Particulars	Quarter Ended			Year Ended	
		31.03.2026 (Unaudited)	31.12.2025 (Unaudited)	31.03.2025 (Unaudited)	31.03.2026 (Audited)	31.03.2025 (Audited)
1	Total Income from Operations	27,665.10	25,683.69	26,211.04	102,207.62	92,086.25
2	Operating Profit (PBITD)	8,901.87	7,484.59	6,456.78	28,973.54	23,180.51
3	Net Profit/ (Loss) for the period Before Tax	8,123.35	6,716.39	5,694.84	25,898.23	20,128.36
4	Net Profit / (Loss) for the period After Tax	5,943.46	5,073.25	4,150.23	19,174.00	14,928.94
5	Total Comprehensive Income for the period	6,282.68	5,233.14	4,183.32	19,865.61	15,091.73
6	Equity Share Capital (of Rs. 5/- each)	2,172.63	2,172.63	2,172.63	2,172.63	2,172.63
7	Other Equity (Reserves)	-	-	-	111,077.52	93,384.56
8	Earning Per Share:					
	- Basic (in Rs.)	13.68	11.68	9.54	44.13	34.18
	- Diluted (in Rs.)	13.68	11.68	9.54	44.13	34.18

Notes: \*Standalone Financial Information of the Company, pursuant to Regulation 47(1)(b) of SEBI (LODR):


S.No.	Particulars	Quarter Ended			Year Ended	
		31.03.2026 (Unaudited)	31.12.2025 (Unaudited)	31.03.2025 (Unaudited)	31.03.2026 (Audited)	31.03.2025 (Audited)
1	Turnover	26,054.79	23,698.82	21,418.09	94,170.96	82,020.64
2	Operating Profit (PBITD)	9,029.30	7,769.28	5,620.28	30,307.10	22,043.75
3	Profit before Tax	8,258.97	7,008.79	4,865.21	27,262.30	19,019.54
4	Profit after Tax	6,070.64	5,293.51	3,501.52	20,296.97	14,100.87

\*The above is an extract of the detailed format of Quarter and Year Ended Audited Financial Results filed with the Stock Exchanges under Regulation 33 of the SEBI (Listing Obligations and Disclosure Requirements) Regulations, 2015. The full format of the Audited Standalone and Consolidated Quarterly and Yearly Financial Results are available on the website of the Stock Exchanges i.e. www.nseindia.com and www.bseindia.com, and also on Company's website at www.mayuruniquoters.com



For and on behalf of the Board of Directors  
Suresh Kumar Poddar  
Chairman & Managing Director & CEO  
DIN-00022395

Place: Jaipur  
Date: May 19, 2026



OFFER OPENING ADVERTISEMENT FOR THE BUYBACK OF EQUITY SHARES ON A PROPORTIONATE BASIS THROUGH TENDER OFFER UNDER THE SECURITIES AND EXCHANGE BOARD OF INDIA (BUYBACK OF SECURITIES) REGULATIONS, 2018 (AS AMENDED), ("BUYBACK REGULATIONS") FOR THE ATTENTION OF EQUITY SHAREHOLDERS / BENEFICIAL OWNERS OF THE EQUITY SHARES OF SARLA PERFORMANCE FIBERS LIMITED ("COMPANY").



**SARLA PERFORMANCE FIBERS LIMITED**

CIN: L31909DN1993PLC000056

Registered Office: Survey No. 59/1/4, Amli Piparia Industrial Estate, Silvassa - 396 230, U.T. of Dadra & Nagar Haveli  
Corporate Office: 304, Arcadia Building, 195, NCPA Marg, Nariman Point, Mumbai - 400021.  
Contact Person: Mr. Mustafa Manasawala, Company Secretary and Compliance Officer  
Tel: 0260-3290467 | Fax: 0260-2631356 | Email: investors@sarlafibers.com  
Website: www.sarlafibers.com

OFFER TO BUYBACK UP TO 40,00,000 (FORTY LAKH ONLY) EQUITY SHARES AT A PRICE OF ₹ 110/- (RUPEES ONE HUNDRED AND TEN ONLY) PER EQUITY SHARE, PAYABLE IN CASH, ON A PROPORTIONATE BASIS THROUGH THE TENDER OFFER ROUTE USING THE STOCK EXCHANGE MECHANISM FOR AN AGGREGATE CONSIDERATION OF UP TO ₹ 44,00,00,000/- (RUPEES FORTY FOUR CRORE ONLY) (THE "BUYBACK"), EXCLUDING TRANSACTION COSTS.

The Company has sent the letter of offer and Tender Form, along with the share transfer form, dated Tuesday, May 19, 2026 ("Letter of Offer"), in relation to the Buyback, through electronic means on Tuesday, May 19, 2026 to all Eligible Shareholders holding Equity Shares as on the Record Date i.e. Friday, May 15, 2026, whose e-mail IDs are registered with the Company or Depositories, in accordance with the Buyback Regulations and such other circulars or notifications, as may be applicable. Further, in terms of Regulation 9(ii) of the Buyback Regulations, if a request is received from any Eligible Shareholder for a physical copy of the Letter of Offer, the same shall be dispatched physically by registered post / speed post / courier.

For the detailed schedule of activities in relation to the Buyback, please refer to the Letter of Offer. A brief schedule of activities for the Buyback is as below:

BUYBACK OPENS ON	THURSDAY, MAY 21, 2026
BUYBACK CLOSES ON	WEDNESDAY, MAY 27, 2026
LAST DATE OF RECEIPT OF COMPLETED TENDER FORMS AND OTHER SPECIFIED DOCUMENTS BY THE REGISTRAR TO THE BUYBACK	ON OR BEFORE 5:00 P.M. (IST) ON WEDNESDAY, MAY 27, 2026

The entitlement ratio for eligible shareholders is as below:

CATEGORY OF ELIGIBLE SHAREHOLDERS	RATIO OF BUYBACK ENTITLEMENT*
Reserved category for small shareholders	1 equity share(s) for every 9 equity shares held on the record date
General category for all other shareholders	1 equity share(s) for every 9 equity shares held on the record date

\*For further information in relation to the entitlement ratio for the Buyback in each category, see the section titled "Process and Methodology for the Buyback" in the Letter of Offer.

ELIGIBLE SHAREHOLDERS CAN ALSO CHECK THEIR ENTITLEMENT ON THE WEBSITE OF THE REGISTRAR TO THE BUYBACK BY FOLLOWING THE STEPS GIVEN BELOW:

- Click on <https://in.mps.mufg.com/Offer/Default.aspx>
- Select the name of the Company - "Sarala Performance Fibers Limited - Buyback 2026"
- Select holding type - "Demat" or "Physical" or PAN
- Based on the option selected above, enter your "Folio Number" or "NSDL DPID/Client ID" or "CDSL Client ID"
- Enter the Security code and click on Submit
- Then Click on "View" button
- The entitlement will be provided in the pre-filled "FORM OF ACCEPTANCE-CUM ACKNOWLEDGEMENT"

A copy of the Letter of Offer is available on the Company's website (www.sarlafibers.com), on the website of the Registrar (www.in.mps.mufg.com) and on the website of Manager to the Buyback (www.mnclgroup.com).

Capitalised terms used but not defined in this Advertisement shall have the meaning ascribed to such terms in the Letter of Offer.

MANAGER TO THE OFFER	REGISTRAR TO THE OFFER
 <b>Monarch Network Capital Limited</b> Laxmi Tower, G Block, 4th Floor, B Wing, Bandra Kurla Complex, Bandra (E), Mumbai-400 05, Maharashtra, India Tel: +91-22-66476400 Contact Person: Saahil Kinkhabwala / Aayushi Poddar Email: ecm@mnclgroup.com Website: www.mnclgroup.com Investor grievance email: mbd@mnclgroup.com SEBI Registration Number: INM000011013 Corporate Identity Number: L64990GJ1993PLC120014	 <b>MUFG Intime Private Limited</b> (Formerly Link Intime India Private Limited) Address: C-101, Embassy 247, 1 <sup>st</sup> Floor, L B S Marg, Vikhroli (West), Mumbai 400 083, Maharashtra, India Tel: +91 810 811 4949 / Fax: +91 22 49786060 Email: sarlaperformancefiber.buyback2026@in.mps.mufg.com Investor Grievance E-mail: sarlaperformancefiber.buyback2026@in.mps.mufg.com Website: www.in.mps.mufg.com Contact person: Ms. Shanti Gopalkrishnan SEBI Registration Number: INR000004058 Corporate Identity Number: U67190MH1999PTC118368

For and on behalf of the Board of Directors of the Company

Sd/-	Sd/-	Sd/-
Mr. Krishna Madhusudan Jhunjunwala, Managing Director, DIN: 00097175	Kanav Krishna Jhunjunwala, Whole Time Director DIN: 09507192	Mr. Mustafa Manasawala, Company Secretary & Compliance Officer M. No. A76344

Date: May 19, 2026 Place: Mumbai

**DION GLOBAL SOLUTIONS LIMITED**

CIN: L74899DL1994PLC058032  
Registered Office: DA-18, Top Floor, Vikash Marg, Shakarpur, Delhi-110092

**STATEMENT OF AUDITED STANDALONE FINANCIAL RESULTS FOR THE QUARTER AND YEAR ENDED MARCH 31, 2026**

S. No.	Particulars	(ALL AMOUNTS ARE IN ₹ LAKHS UNLESS OTHERWISE STATED)				
		Quarter ended		Year ended		
		March 31, 2026 (Audited)	Dec. 31 2025 (Unaudited)	March 31, 2025 (Audited)	March 31, 2026 (Audited)	March 31, 2025 (Audited)
<b>Revenue</b>						
I	Revenue from Operations	277.16	373.81	336.63	1226.40	1047.28
II	Other Income	6.75	3.07	5.63	15.77	14.98
<b>III</b>	<b>Total Revenue (I+II)</b>	<b>283.91</b>	<b>376.88</b>	<b>342.26</b>	<b>1,242.17</b>	<b>1,062.26</b>
<b>IV</b>	<b>Expenses</b>					
	Employee Benefits Expenses	219.06	224.88	214.69	922.77	885.45
	Rent	7.34	7.56	6.76	29.38	26.72
	Travelling and Conveyance	3.84	1.68	0.73	8.05	4.26
	Finance Costs	0.00	0.00	0.00	0.00	0.00
	Depreciation and Amortization Expense	1.74	1.70	1.75	6.81	7.24
	Other Expenses	67.89	72.17	60.37	264.00	234.62
	<b>Total Expenses (IV)</b>	<b>299.67</b>	<b>307.99</b>	<b>284.30</b>	<b>1,231.01</b>	<b>1,158.29</b>
<b>V</b>	<b>Profit/(Loss) Before Exceptional Items and Tax</b>	<b>(15.76)</b>	<b>68.89</b>	<b>57.96</b>	<b>11.16</b>	<b>(96.03)</b>
<b>VI</b>	<b>Exceptional Items</b>	<b>0.00</b>	<b>0.00</b>	<b>0.00</b>	<b>0.00</b>	<b>0.00</b>
<b>VII</b>	<b>Profit/(Loss) Before Tax</b>	<b>(15.76)</b>	<b>68.89</b>	<b>57.96</b>	<b>11.16</b>	<b>(96.03)</b>
<b>VIII</b>	<b>Tax Expense</b>	<b>0.00</b>	<b>0.00</b>	<b>0.00</b>	<b>0.00</b>	<b>0.00</b>
<b>IX</b>	<b>Profit/(Loss) After Tax</b>	<b>(15.76)</b>	<b>68.89</b>	<b>57.96</b>	<b>11.16</b>	<b>(96.03)</b>
<b>X</b>	<b>Other Comprehensive Income-</b>					
	(i) Items that will not be reclassified to Profit or Loss					
	Re-measurement Gains/(Losses) on Defined Benefit Plans	14.57	0.00	8.51	14.57	8.51
<b>XI</b>	<b>Total Comprehensive Income for the Year (IX+X)</b>	<b>(1.19)</b>	<b>68.89</b>	<b>66.47</b>	<b>25.73</b>	<b>(87.51)</b>
<b>XII</b>	<b>Paid up equity share capital (Face ValueRs</b>					


### Zydus Lifesciences Limited

Registered Office: Zydus Corporate Park, Scheme No. 63, Survey No. 536, Khoraj (Gandhinagar), Near Vaishnodevi Circle, Sarkhej- Gandhinagar Highway, Ahmedabad - 382481  
Tel. No.: (+91-79) 4804 0000, Website: www.zyduslife.com  
CIN : L24230GJ1995PLC025878

#### Extract of Consolidated Financial Results for the Quarter and Year Ended March 31, 2026

Sr. No.	Particulars	INR Million				
		Quarter ended			Year ended	
		31/03/2026 (Unaudited)	31/12/2025 (Unaudited)	31/03/2025 (Unaudited)	31/03/2026 (Audited)	31/03/2025 (Audited)
1	Total income from operations	75,870	68,645	65,279	271,484	232,415
2	Net profit for the period before exceptional items and tax	20,572	14,383	18,916	71,377	62,463
3	Net profit for the period after exceptional items but before tax	16,597	13,534	16,720	66,211	60,267
4	Net profit for the period after tax and non-controlling interest	12,725	10,421	11,709	50,400	45,255
5	Total comprehensive income for the period after tax and non-controlling interest	7,902	10,213	11,483	42,673	44,257
6	Paid-up equity share capital (Face value Re. 1/-)	1,006	1,006	1,006	1,006	1,006
7	Other equity				270,108	238,525
8	Earnings per share (not annualised for the quarter)					
a	Basic (Rs.)	12.65	10.36	11.64	50.09	44.97
b	Diluted (Rs.)	12.65	10.36	11.64	50.09	44.97

Note: [1] The above is an extract of the detailed format of Quarterly/ Yearly Financial Results filed with the Stock Exchanges under Regulation 33 of the SEBI (Listing Obligations and Disclosure Requirements) Regulations, 2015. The results, alongwith the Audit Reports are available on the Company's website: www.zyduslife.com, on the website of BSE [www.bseindia.com] and on the website of NSE [www.nseindia.com] and can also be accessed by scanning the following QR Code:



Date: May 19, 2026  
Place: Ahmedabad

By Order of the Board,  
For Zydus Lifesciences Limited,  
Dr. Sharvil P. Patel  
Managing Director  
DIN: 00131995

### SARLA PERFORMANCE FIBERS LIMITED

CIN: L31909DN1993PLC000056  
Registered Office: Survey No. 59/1/4, Amli Piparia Industrial Estate, Silvassa - 396 230, U.T. of Dadra & Nagar Haveli  
Corporate Office: 304, Arcadia Building, 195, NCPA Marg, Nariman Point, Mumbai - 400021.  
Contact Person: Mr. Mustafa Manasawala, Company Secretary and Compliance Officer  
Tel: 0260-3290467 | Fax: 0260-2631356 | Email: investors@sarlafibers.com  
Website: www.sarlafibers.com

#### OFFER TO BUYBACK UP TO 40,00,000 (FORTY LAKH ONLY) EQUITY SHARES AT A PRICE OF ₹ 110/- (RUPEES ONE HUNDRED AND TEN ONLY) PER EQUITY SHARE, PAYABLE IN CASH, ON A PROPORTIONATE BASIS THROUGH THE TENDER OFFER ROUTE USING THE STOCK EXCHANGE MECHANISM FOR AN AGGREGATE CONSIDERATION OF UP TO ₹ 44,00,00,000/- (RUPEES FORTY FOUR CRORE ONLY) (THE "BUYBACK"), EXCLUDING TRANSACTION COSTS.

The Company has sent the letter of offer and Tender Form, along with the share transfer form, dated Tuesday, May 19, 2026 ("Letter of Offer"), in relation to the Buyback, through electronic means on Tuesday, May 19, 2026 to all Eligible Shareholders holding Equity Shares as on the Record Date i.e. Friday, May 15, 2026, whose e-mail IDs are registered with the Company or Depositories, in accordance with the Buyback Regulations and such other circulars or notifications, as may be applicable. Further, in terms of Regulation 9(ii) of the Buyback Regulations, if a request is received from any Eligible Shareholder for a physical copy of the Letter of Offer, the same shall be dispatched physically by registered post / speed post / courier.

For the detailed schedule of activities in relation to the Buyback, please refer to the Letter of Offer. A brief schedule of activities for the Buyback is as below:

BUYBACK OPENS ON	THURSDAY, MAY 21, 2026
BUYBACK CLOSES ON	WEDNESDAY, MAY 27, 2026
LAST DATE OF RECEIPT OF COMPLETED TENDER FORMS AND OTHER SPECIFIED DOCUMENTS BY THE REGISTRAR TO THE BUYBACK	ON OR BEFORE 5:00 P.M. (IST) ON WEDNESDAY, MAY 27, 2026

The entitlement ratio for eligible shareholders is as below:

CATEGORY OF ELIGIBLE SHAREHOLDERS	RATIO OF BUYBACK ENTITLEMENT*
Reserved category for small shareholders	1 equity share(s) for every 9 equity shares held on the record date
General category for all other shareholders	1 equity share(s) for every 9 equity shares held on the record date


\*For further information in relation to the entitlement ratio for the Buyback in each category, see the section titled "Process and Methodology for the Buyback" in the Letter of Offer.

ELIGIBLE SHAREHOLDERS CAN ALSO CHECK THEIR ENTITLEMENT ON THE WEBSITE OF THE REGISTRAR TO THE BUYBACK BY FOLLOWING THE STEPS GIVEN BELOW:

- Click on <https://in.mpms.mfug.com/Offer/Default.aspx>
- Select the name of the Company - "Sarfa Performance Fibers Limited - Buyback 2026"
- Select holding type - "Demat" or "Physical" or PAN
- Based on the option selected above, enter your "Folio Number" or "NSDL DPID/Client ID" or "CDSL Client ID"
- Enter the Security code and click on Submit
- Then Click on "View" button
- The entitlement will be provided in the pre-filled "FORM OF ACCEPTANCE-CUM ACKNOWLEDGEMENT"

A copy of the Letter of Offer is available on the Company's website (www.sarlafibers.com), on the website of the Registrar (www.in.mpms.mfug.com) and on the website of Manager to the Buyback (www.mnclgroup.com).

Capitalised terms used but not defined in this Advertisement shall have the meaning ascribed to such terms in the Letter of Offer.

MANAGER TO THE OFFER	REGISTRAR TO THE OFFER
 <b>Monarch Network Capital Limited</b> Laxmi Tower, G Block, 4th Floor, B Wing, Bandra Kurla Complex, Bandra (E), Mumbai-400 05, Maharashtra, India Tel: +91-22-66476400 Contact Person: Saahil Kinkhabwala / Aayushi Poddar Email: ecm@mnclgroup.com Website: www.mnclgroup.com Investor grievance email: mbd@mnclgroup.com SEBI Registration Number: INM000011013 Corporate Identity Number: L64990GJ1993PLC120014	 <b>MUGF Intime India Private Limited</b> (Formerly Link Intime India Private Limited) Address: C-101, Embassy 247, 1 <sup>st</sup> Floor, L B S Marg, Vikhroli (West), Mumbai 400 083, Maharashtra, India Tel: +91 810 811 4949 / Fax: +91 22 49786060 Email: sarlaperformancefibers.buyback2026@in.mpms.mfug.com Investor Grievance E-mail: sarlaperformancefibers.buyback2026@in.mpms.mfug.com Website: www.in.mpms.mfug.com Contact person: Ms. Shanti Gopalkrishnan SEBI Registration Number: INR000004058 Corporate Identity Number: U67190MH1999PTC118368

For and on behalf of the Board of Directors of the Company

Sd/- Mr. Krishna Madhusudan Jhunjunwala, Managing Director, DIN: 00097175	Sd/- Kanav Krishna Jhunjunwala, Whole Time Director DIN: 09507192	Sd/- Mr. Mustafa Manasawala, Company Secretary & Compliance Officer M. No. A76344
--	--	--

Date: May 19, 2026  
Place: Mumbai

### EUREKA FORBES LIMITED

CIN : L27310MH2008PLC188478  
Registered Office: B1/B2, 7<sup>th</sup> Floor, 701, Marathon Innova, Ganpatrao Kadam Marg, Lower Parel, Mumbai, Maharashtra - 400013, India.  
Phone No.: +91 22 4882 1700 | Fax No.: +91 22 4882 1701 | Website: www.eurekaforbes.com | E-mail: compliance@eurekaforbes.com

#### EXTRACT OF AUDITED STANDALONE AND CONSOLIDATED FINANCIAL RESULTS FOR THE QUARTER AND YEAR ENDED MARCH 31, 2026


(Rs. in Lakhs)

Sr. No.	Particulars	STANDALONE					CONSOLIDATED				
		Quarter ended		Year ended		Quarter ended		Year ended			
		31.03.2026 (Unaudited)	31.12.2025 (Unaudited)	31.03.2025 (Audited)	31.03.2025 (Unaudited)	31.03.2026 (Unaudited)	31.12.2025 (Unaudited)	31.03.2025 (Unaudited)	31.03.2026 (Audited)	31.03.2025 (Audited)	
1	Total income from operations	68,887.42	65,056.48	61,684.82	2,73,363.82	2,45,016.44	68,861.35	65,081.54	61,704.66	2,73,279.50	2,45,147.89
2	Net Profit / (Loss) for the period (before Tax, Exceptional and/or Extraordinary items#)	6,847.99	5,280.31	6,587.52	25,613.91	21,379.25	6,857.00	5,413.20	6,528.75	25,974.22	21,652.09
3	Net Profit / (Loss) for the period before Tax (after Exceptional and/or Extraordinary items#)	6,847.99	1,236.13	6,795.21	21,569.73	21,886.94	6,857.00	1,369.02	6,646.44	21,930.04	22,069.78
4	Net Profit / (Loss) for the period after tax (after Exceptional and/or Extraordinary items#)	5,109.40	900.22	5,075.18	16,020.70	16,328.65	5,102.84	997.88	4,948.10	16,262.37	16,441.47
5	Total Comprehensive Income for the period [Comprising Profit / (Loss) for the period (after tax) and Other Comprehensive Income (after tax)]	5,508.94	1,197.29	4,908.31	16,545.62	15,985.24	5,472.22	1,283.93	4,798.30	16,786.47	16,096.51
6	Equity Share Capital	19,349.18	19,349.18	19,347.92	19,349.18	19,347.92	19,349.18	19,349.18	19,347.92	19,349.18	19,347.92
7	Reserves (excluding Revaluation Reserve as shown in the Balance Sheet)	-	-	-	4,37,954.42	4,19,149.15	-	-	-	4,40,568.09	4,21,520.82
8	Earnings Per Share (of Rs. 10/- each) (for continuing and discontinued operations) - 1. Basic; 2. Diluted.*	2.63 2.63*	0.46 0.46*	2.62 2.61*	8.24 8.24*	8.40 8.40*	2.62 2.62*	0.52 0.52*	2.56 2.55*	8.36 8.36*	8.46 8.46*

\*Impact due to grant of ESOP's has been considered while arriving at the diluted EPS.  
#Exceptional and/or Extraordinary items adjusted in the Statement of Profit and Loss in accordance with Ind-AS Rules / AS Rules, whichever is applicable.

Notes:

- The Audited Standalone and Consolidated Financial Results for the Quarter and Year ended March 31, 2026 have been reviewed and recommended by the Audit Committee and approved by the Board of Directors of the Company at their respective meetings held on May 19, 2026. The Standalone and Consolidated Financial Results for the Quarter ended March 31, 2026 have been subjected to Limited Review and Standalone and Consolidated Financial Results for the Year ended March 31, 2026 have been audited by the Statutory Auditors.
- The above is an extract of the detailed format of Audited Standalone and Consolidated Financial Results for the Quarter and Year ended March 31, 2026 filed with Stock Exchanges under Regulation 33 of the Securities and Exchange Board of India (Listing Obligations and Disclosure Requirements) Regulations, 2015. The full format of the above Financial Results are available on the websites of Stock Exchanges (www.bseindia.com and www.nseindia.com) and Company's website at www.eurekaforbes.com. The same can be accessed on the Company's website by scanning the QR Code provided below:



For Eureka Forbes Limited  
Sd/-  
Pratik Pota  
Managing Director & CEO  
DIN : 00751178

Place: Mumbai  
Date: May 19, 2026

### DION GLOBAL SOLUTIONS LIMITED

CIN: L74899DL1994PLC058032  
Registered Office: DA-18, Top Floor, Vikash Marg, Shakarpur, Delhi-110092

#### STATEMENT OF AUDITED STANDALONE FINANCIAL RESULTS FOR THE QUARTER AND YEAR ENDED MARCH 31, 2026

(ALL AMOUNTS ARE IN ₹ LAKHS UNLESS OTHERWISE STATED)

S. No.	Particulars	Quarter ended		Year ended		
		March 31, 2026 (Audited)	Dec. 31, 2025 (Unaudited)	March 31, 2025 (Audited)	March 31, 2026 (Audited)	March 31, 2025 (Audited)
I	Revenue					
I	Revenue from Operations	277.16	373.81	336.63	1,226.40	1,047.28
II	Other Income	6.75	3.07	5.63	15.77	14.98
III	Total Revenue (I+II)	283.91	376.88	342.26	1,242.17	1,062.26
IV	Expenses					
	Employee Benefits Expenses	219.06	224.88	214.69	922.77	885.45
	Rent	7.34	7.56	6.76	29.38	26.72
	Travelling and Conveyance	3.84	1.68	0.73	8.05	4.26
	Finance Costs	0.00	0.00	0.00	0.00	0.00
	Depreciation and Amortization Expense	1.74	1.70	1.75	6.81	7.24
	Other Expenses	67.89	72.17	60.37	264.00	234.62
	Total Expenses (IV)	299.67	307.99	284.30	1,231.01	1,158.29
V	Profit/(Loss) Before Exceptional Items and Tax	(15.76)	68.89	57.96	11.16	(96.03)
VI	Exceptional Items	0.00	0.00	0.00	0.00	0.00
VII	Profit/(Loss) Before Tax	(15.76)	68.89	57.96	11.16	(96.03)
VIII	Tax Expense	0.00	0.00	0.00	0.00	0.00
IX	Profit/(Loss) After Tax	(15.76)	68.89	57.96	11.16	(96.03)
X	Other Comprehensive Income-					
	(i) Items that will not be reclassified to Profit or Loss					
	Re-measurement Gains/(Losses) on Defined Benefit Plans	14.57	0.00	8.51	14.57	8.51
XI	Total Comprehensive Income for the Year (IX+X)	(1.19)	68.89	66.47	25.73	(87.51)
XII	Paid up equity share capital (Face ValueRs. 10/- Per Share)	3,222.74	3,222.74	3,222.74	3,222.74	3,222.74
XIII	Earnings per equity share					
	Basic (₹)	(0.00)	0.21	0.21	0.08	(0.27)
	Diluted (₹)	(0.00)	0.21	0.21	0.08	(0.27)
XIV	Earnings before depreciation and amortisation expenses, finance costs, exceptional items, tax expenses (EBITDA)	(14.02)	70.59	59.71	17.97	(88.79)

Notes to the results:

- The above is an extract of the detailed format of quarterly Audited Financial Results filed with the Stock Exchange under Regulation 33 of the SEBI (Listing Obligations and Disclosure Requirements) Regulations, 2015. The full format of the quarterly ended Audited Financial Results are available on the Stock Exchange website i.e. www.bseindia.com and also on the company's website www.dionglobal.com
- An application was filed against M/s DION GLOBAL SOLUTIONS LIMITED under Section 9 of Insolvency and Bankruptcy Code, 2016 read with Rule 6 of the Insolvency and Bankruptcy (Application to Adjudicating Authority) Rules, 2016 before the Hon'ble NCLT Delhi with a prayer to commence the Corporate Insolvency Resolution Process (CIRP). The said application for initiation of Corporate Insolvency Resolution Process (CIRP) has been admitted by the Hon'ble National Company Tribunal (NCLT), New Delhi Bench, (Hon'ble NCLT/Hon'ble Adjudicating Authority) vide its order dated 18.08.2020. Under the IBC proceedings, the power of the Board was suspended with effect from 18.08.2020. The NCLT order also provided for a moratorium with effect from 18.08.2020 till the completion of the Corporate Insolvency Resolution Process (CIRP) or until it approves the resolution plan under section 31(1) or passes an order for liquidation of the company under section 33, whichever is earlier. Currently, the CIRP process in respect of the company is in progress. In terms of Section 20 of Insolvency code, the management and operations of the Company are being managed by Interim Resolution Professional (IRP) / Resolution Professional (RP).
- All the executive directors of the Company, CFO and Company Secretary had resigned from the Company before the commencement of CIRP. In the absence of these concerned officials, who are primarily responsible for the book closure process and financial reporting, the Resolution Professional has got these financial statements prepared through present employees of the Company and hired consultants. These financial statements have been taken on record by the Resolution Professional while exercising the powers of the Board of Directors of the Company, which have been conferred upon him in terms of the provisions of Section 17 of the Code. Resolution Professional has taken on record these financial statements in good faith solely for the purpose of compliance and discharging his duty under the Code.
- As per regulation 33(3)(d) of the SEBI (LODR), 2015, if the listed entity has subsidiaries, it shall, while submitting annual audited standalone financial results also submit annual audited consolidated financial results along with the audit report. It is to be noted that Resolution Professional in his powers shall have control over management of the corporate debtor only and not on its subsidiary, associate, or any other group companies. Hence only standalone audited financial results are submitted with the stock exchange.
- As per Regulation 33(2)(b) of the SEBI (Listing Obligations and Disclosure Requirements) Regulations, 2015, the Financial Results of a Company submitted to the Stock Exchange shall be signed by the Chairperson or Managing Director or Whole Time Director or in absence of all of them, it shall be signed by any of the Director of the Company who is fully authorised by the Board of Directors to sign the Financial Results. In view of the ongoing Corporate Insolvency Resolution Process commenced from 18th August 2020, powers of the Board of Directors have been suspended and these powers are now vested with the Resolution Professional of the Company vide the order passed by Hon'ble NCLT, New Delhi on 18.08.2020. Accordingly, the above Financial Results of the Company for the quarter ended 31st March 2026 were taken on record and authorised for issue to concerned authorities by the Resolution Professional.
- The above result have been prepared in accordance with the recognition and measurement principles of the accounting principles generally accepted in India, including the Indian Accounting Standards prescribed under section 133 of the Companies Act, 2013, read with relevant rules issued thereunder and other accounting principles generally accepted in India and are in compliance with regulation 33 of the SEBI (Listing Obligations and Disclosure Requirements) Regulations, 2015 (as amended).
- Figures for the quarters ended 31 March 2026 and 31 March 2025 represents the balancing figures between audited figures for the full financial year and published year to date figures upto the third quarter of the year ended 31 March 2026 and 31 March 2025 respectively, which has been subjected to limited review.
- A Resolution Plan received during the Corporate Insolvency Resolution Process has been approved by the Committee of Creditors and the same has been submitted to the Hon'ble NCLT. The matter is still pending with Hon'ble NCLT for final approval.
- As the Company is into Software Product and Services business, license fee revenue may vary from quarter to quarter.
- The Company is primarily engaged in the business of Software Product and Services, which in the opinion of management is considered to be the only reportable business segment as per Ind AS 108 on 'Operating Segments' prescribed under Section 133 of the Companies Act, 2013.
- The previous quarters' figures have been regrouped/ reclassified wherever necessary to correspond with the current quarters' classification/disclosure.

For and on behalf of the Board of Directors

Suresh Kumar Poddar  
Chairman & Managing Director & CEO  
DIN-00022395

Place: New Delhi  
Date: 19.05.2026

Pardeep Kumar Lakhani  
Resolution Professional  
Reg. No. IBI/PA-IP/00541/2017-2018/10966

### Mayur Uniquoters Limited

Regd. Office and Works: Jaipur Sikar Road, Village Jaitpura, Distt. Jaipur-303704 (Raj.) India.  
Tel: 91-1423-224001 Fax: 91-1423-224420 CIN No. L18101RJ1992PLC006952 E-Mail: secr@mayur.biz

#### Extract of Consolidated Financial Results for the Quarter and Year Ended 31st March 2026

(Rs. in Lakhs, except stated)

S.No.	Particulars	Quarter Ended			Year Ended	
		31.03.2026 (Unaudited)	31.12.2025 (Unaudited)	31.03.2025 (Unaudited)	31.03.2026 (Audited)	31.03.2025 (Audited)
1	Total Income from Operations	27,665.10	25,683.69	26,211.04	102,207.62	92,086.25
2	Operating Profit (PBITD)	8,901.87	7,484.59	6,456.78	28,973.54	23,180.51
3	Net Profit/ (Loss) for the period Before Tax	8,123.35	6,716.39	5,694.84	25,898.23	20,128.36
4	Net Profit / (Loss) for the period After Tax	5,943.46	5,073.25	4,150.23	19,174.00	14,928.94
5	Total Comprehensive Income for the period	6,282.68	5,233.14	4,183.32	19,865.61	15,091.73
6	Equity Share Capital (of Rs. 5/- each)	2,172.63	2,172.63	2,172.63	2,172.63	2,172.63
7	Other Equity (Reserves)	-	-	-	111,077.52	93,384.56
8	Earning Per Share: - Basic (in Rs.) - Diluted (in Rs.)	13.68 13.68	11.68 11.68	9.54 9.54	44.13 44.13	34.18 34.18

Notes: \*Standalone Financial Information of the Company, pursuant to Regulation 47(1)(b) of SEBI (LODR):

S.No.	Particulars	Quarter Ended			Year Ended	
		31.03.2026 (Unaudited)	31.12.2025 (Unaudited)	31.03.2025 (Unaudited)	31.03.2026 (Audited)	31.03.2025 (Audited)
1	Turnover	26,054.79	23,698.82	21,418.09	94,170.96	82,020.64
2	Operating Profit (PBITD)	9,029.30	7,769.28	5,620.28	30,307.10	22,043.75
3	Profit before Tax	8,258.97	7,008.79	4,865.21	27,262.30	19,019.54
4	Profit after Tax	6,070.64	5,293.51	3,501.52	20,296.97	14,100.87

\*The above is an extract of the detailed format of Quarter and Year Ended Audited Financial Results filed with the Stock Exchanges under Regulation 33 of the SEBI (Listing Obligations and Disclosure Requirements) Regulations, 2015. The full format of the Audited Standalone and Consolidated Quarterly and Yearly Financial Results are available on the website of the Stock Exchanges i.e. www.nseindia.com and www.bseindia.com, and also on Company's website at www.mayuruniquoters.com



For and on behalf of the Board of Directors

Suresh Kumar Poddar  
Chairman & Managing Director & CEO  
DIN-00022395

Place: Jaipur  
Date: May 19, 2026



### HYDERABAD

epaper.financialexpress.com


### Zydus Lifesciences Limited

Registered Office: Zydus Corporate Park, Scheme No. 63, Survey No. 536, Khoraj (Gandhinagar), Near Vaishnodevi Circle, Sarkhej- Gandhinagar Highway, Ahmedabad - 382481  
Tel. No.: (+91-79) 4804 0000, Website: www.zyduslife.com  
CIN : L24230GJ1995PLC025878

#### Extract of Consolidated Financial Results for the Quarter and Year Ended March 31, 2026

Sr. No.	Particulars	INR Million				
		Quarter ended			Year ended	
		31/03/2026 (Unaudited)	31/12/2025 (Unaudited)	31/03/2025 (Unaudited)	31/03/2026 (Audited)	31/03/2025 (Audited)
1	Total income from operations	75,870	68,645	65,279	271,484	232,415
2	Net profit for the period before exceptional items and tax	20,572	14,383	18,916	71,377	62,463
3	Net profit for the period after exceptional items but before tax	16,597	13,534	16,720	66,211	60,267
4	Net profit for the period after tax and non-controlling interest	12,725	10,421	11,709	50,400	45,255
5	Total comprehensive income for the period after tax and non-controlling interest	7,902	10,213	11,483	42,673	44,257
6	Paid-up equity share capital (Face value Re. 1/-)	1,006	1,006	1,006	1,006	1,006
7	Other equity				270,108	238,525
8	Earnings per share (not annualised for the quarter)					
a	Basic (Rs.)	12.65	10.36	11.64	50.09	44.97
b	Diluted (Rs.)	12.65	10.36	11.64	50.09	44.97

Note: [1] The above is an extract of the detailed format of Quarterly/ Yearly Financial Results filed with the Stock Exchanges under Regulation 33 of the SEBI (Listing Obligations and Disclosure Requirements) Regulations, 2015. The results, alongwith the Audit Reports are available on the Company's website: www.zyduslife.com, on the website of BSE [www.bseindia.com] and on the website of NSE [www.nseindia.com] and can also be accessed by scanning the following QR Code:



Date: May 19, 2026  
Place: Ahmedabad

By Order of the Board,  
For Zydus Lifesciences Limited,  
Dr. Sharvil P. Patel  
Managing Director  
DIN: 00131995

### EUREKA FORBES LIMITED


CIN : L27310MH2008PLC188478  
Registered Office: B1/B2, 7<sup>th</sup> Floor, 701, Marathon Innova, Ganpatrao Kadam Marg, Lower Parel, Mumbai, Maharashtra - 400013, India.  
Phone No.: +91 22 4882 1700 | Fax No.: +91 22 4882 1701 | Website: www.eurekaforbes.com | E-mail: compliance@eurekaforbes.com

#### EXTRACT OF AUDITED STANDALONE AND CONSOLIDATED FINANCIAL RESULTS FOR THE QUARTER AND YEAR ENDED MARCH 31, 2026

Sr. No.	Particulars	STANDALONE					CONSOLIDATED				
		Quarter ended		Year ended		Quarter ended		Year ended			
		31.03.2026 (Unaudited)	31.12.2025 (Unaudited)	31.03.2025 (Audited)	31.03.2025 (Audited)	31.03.2026 (Unaudited)	31.12.2025 (Unaudited)	31.03.2025 (Unaudited)	31.03.2026 (Audited)	31.03.2025 (Audited)	
1	Total income from operations	68,887.42	65,056.48	61,684.82	2,73,363.82	2,45,016.44	68,861.35	65,081.54	61,704.66	2,73,279.50	2,45,147.89
2	Net Profit / (Loss) for the period (before Tax, Exceptional and/or Extraordinary items#)	6,847.99	5,280.31	6,587.52	25,613.91	21,379.25	6,857.00	5,413.20	6,528.75	25,974.22	21,652.09
3	Net Profit / (Loss) for the period before Tax (after Exceptional and/or Extraordinary items#)	6,847.99	1,236.13	6,795.21	21,569.73	21,886.94	6,857.00	1,369.02	6,646.44	21,930.04	22,069.78
4	Net Profit / (Loss) for the period after tax (after Exceptional and/or Extraordinary items#)	5,109.40	900.22	5,075.18	16,020.70	16,328.65	5,102.84	997.88	4,948.10	16,262.37	16,441.47
5	Total Comprehensive Income for the period [Comprising Profit / (Loss) for the period (after tax) and Other Comprehensive Income (after tax)]	5,508.94	1,197.29	4,908.31	16,545.62	15,985.24	5,472.22	1,283.93	4,798.30	16,786.47	16,096.51
6	Equity Share Capital	19,349.18	19,349.18	19,347.92	19,349.18	19,347.92	19,349.18	19,349.18	19,347.92	19,349.18	19,347.92
7	Reserves (excluding Revaluation Reserve as shown in the Balance Sheet)	-	-	-	4,37,954.42	4,19,149.15	-	-	-	4,40,568.09	4,21,520.82
8	Earnings Per Share (of Rs. 10/- each) (for continuing and discontinued operations) - 1. Basic; 2. Diluted.*	2.63	0.46	2.62	8.24	8.40	2.62	0.52	2.56	8.36	8.46

\*Impact due to grant of ESOP's has been considered while arriving at the diluted EPS.  
#Exceptional and/or Extraordinary items adjusted in the Statement of Profit and Loss in accordance with Ind-AS Rules / AS Rules, whichever is applicable.

Notes:  
1. The Audited Standalone and Consolidated Financial Results for the Quarter and Year ended March 31, 2026 have been reviewed and recommended by the Audit Committee and approved by the Board of Directors of the Company at their respective meetings held on May 19, 2026. The Standalone and Consolidated Financial Results for the Quarter ended March 31, 2026 have been subjected to Limited Review and Standalone and Consolidated Financial Results for the Year ended March 31, 2026 have been audited by the Statutory Auditors.  
2. The above is an extract of the detailed format of Audited Standalone and Consolidated Financial Results for the Quarter and Year ended March 31, 2026 filed with Stock Exchanges under Regulation 33 of the Securities and Exchange Board of India (Listing Obligations and Disclosure Requirements) Regulations, 2015. The full format of the above Financial Results are available on the websites of Stock Exchanges (www.bseindia.com and www.nseindia.com) and Company's website at www.eurekaforbes.com. The same can be accessed on the Company's website by scanning the QR Code provided below:



Place: Mumbai  
Date: May 19, 2026

For Eureka Forbes Limited  
Sd/-  
Pratik Pota  
Managing Director & CEO  
DIN : 00751178

### SARLA PERFORMANCE FIBERS LIMITED

CIN: L31909DN1993PLC000056  
Registered Office: Survey No. 59/1/4, Amli Piparia Industrial Estate, Silvassa - 396 230, U.T. of Dadra & Nagar Haveli  
Corporate Office: 304, Arcadia Building, 195, NCPA Marg, Nariman Point, Mumbai - 400021.  
Contact Person: Mr. Mustafa Manasawala, Company Secretary and Compliance Officer  
Tel: 0260-3290467 | Fax: 0260-2631356 | Email: investors@sarlafibers.com  
Website: www.sarlafibers.com

#### OFFER TO BUYBACK UP TO 40,00,000 (FORTY LAKH ONLY) EQUITY SHARES AT A PRICE OF ₹ 110/- (RUPEES ONE HUNDRED AND TEN ONLY) PER EQUITY SHARE, PAYABLE IN CASH, ON A PROPORTIONATE BASIS THROUGH THE TENDER OFFER ROUTE USING THE STOCK EXCHANGE MECHANISM FOR AN AGGREGATE CONSIDERATION OF UP TO ₹ 44,00,00,000/- (RUPEES FORTY FOUR CRORE ONLY) (THE "BUYBACK"), EXCLUDING TRANSACTION COSTS.

The Company has sent the letter of offer and Tender Form, along with the share transfer form, dated Tuesday, May 19, 2026 ("Letter of Offer"), in relation to the Buyback, through electronic means on Tuesday, May 19, 2026 to all Eligible Shareholders holding Equity Shares as on the Record Date i.e. Friday, May 15, 2026, whose e-mail IDs are registered with the Company or Depositories, in accordance with the Buyback Regulations and such other circulars or notifications, as may be applicable. Further, in terms of Regulation 9(ii) of the Buyback Regulations, if a request is received from any Eligible Shareholder for a physical copy of the Letter of Offer, the same shall be dispatched physically by registered post / speed post / courier.  
For the detailed schedule of activities in relation to the Buyback, please refer to the Letter of Offer. A brief schedule of activities for the Buyback is as below:

BUYBACK OPENS ON	THURSDAY, MAY 21, 2026
BUYBACK CLOSES ON	WEDNESDAY, MAY 27, 2026
LAST DATE OF RECEIPT OF COMPLETED TENDER FORMS AND OTHER SPECIFIED DOCUMENTS BY THE REGISTRAR TO THE BUYBACK	ON OR BEFORE 5:00 P.M. (IST) ON WEDNESDAY, MAY 27, 2026

The entitlement ratio for eligible shareholders is as below:

CATEGORY OF ELIGIBLE SHAREHOLDERS	RATIO OF BUYBACK ENTITLEMENT*
Reserved category for small shareholders	1 equity share(s) for every 9 equity shares held on the record date
General category for all other shareholders	1 equity share(s) for every 9 equity shares held on the record date



\*For further information in relation to the entitlement ratio for the Buyback in each category, see the section titled "Process and Methodology for the Buyback" in the Letter of Offer.

ELIGIBLE SHAREHOLDERS CAN ALSO CHECK THEIR ENTITLEMENT ON THE WEBSITE OF THE REGISTRAR TO THE BUYBACK BY FOLLOWING THE STEPS GIVEN BELOW:

- Click on <https://in.mpms.mufg.com/Offer/Default.aspx>
- Select the name of the Company - "Sarfa Performance Fibers Limited - Buyback 2026"
- Select holding type - "Demat" or "Physical" or PAN
- Based on the option selected above, enter your "Folio Number" or "NSDL DPID/Client ID" or "CDSL Client ID"
- Enter the Security code and click on Submit
- Then Click on "View" button
- The entitlement will be provided in the pre-filled "FORM OF ACCEPTANCE-CUM ACKNOWLEDGEMENT"

A copy of the Letter of Offer is available on the Company's website (www.sarlafibers.com), on the website of the Registrar (www.in.mpms.mufg.com) and on the website of Manager to the Buyback (www.mnclgroup.com).

Capitalised terms used but not defined in this Advertisement shall have the meaning ascribed to such terms in the Letter of Offer.

MANAGER TO THE OFFER	REGISTRAR TO THE OFFER
 <b>Monarch Network Capital Limited</b> Laxmi Tower, G Block, 4th Floor, B Wing, Bandra Kurla Complex, Bandra (E), Mumbai-400 05, Maharashtra, India Tel: +91-22-66476400 Contact Person: Saahil Kinkhabwala / Aayushi Poddar Email: ecm@mnclgroup.com Website: www.mnclgroup.com Investor grievance email: mbd@mnclgroup.com SEBI Registration Number: INM000011013 Corporate Identity Number: L64990GJ1993PLC120014	 <b>MUFUG Intime Private Limited</b> (Formerly Link Intime India Private Limited) Address: C-101, Embassy 247, 1 <sup>st</sup> Floor, L B S Marg, Vikhroli (West), Mumbai 400 083, Maharashtra, India Tel: +91 810 811 4949 / Fax: +91 22 49786060 Email: sarlaperformancefibers.buyback2026@in.mpms.mufg.com Investor Grievance E-mail: sarlaperformancefibers.buyback2026@in.mpms.mufg.com Website: www.in.mpms.mufg.com Contact person: Ms. Shanti Gopalkrishnan SEBI Registration Number: INR000004058 Corporate Identity Number: U67190MH1999PTC118368

For and on behalf of the Board of Directors of the Company

Sd/- Mr. Krishna Madhusudan Jhunjunwala, Managing Director, DIN: 00097175	Sd/- Kanav Krishna Jhunjunwala, Whole Time Director DIN: 09507192	Sd/- Mr. Mustafa Manasawala, Company Secretary & Compliance Officer M. No. A76344
--	--	--

Date: May 19, 2026  
Place: Mumbai

### DION GLOBAL SOLUTIONS LIMITED

CIN: L74899DL1994PLC058032  
Registered Office: DA-18, Top Floor, Vikash Marg, Shakarpur, Delhi-110092

#### STATEMENT OF AUDITED STANDALONE FINANCIAL RESULTS FOR THE QUARTER AND YEAR ENDED MARCH 31, 2026

(ALL AMOUNTS ARE IN ₹ LAKHS UNLESS OTHERWISE STATED)

S. No.	Particulars	Quarter ended		Year ended		
		March 31, 2026 (Audited)	Dec. 31, 2025 (Unaudited)	March 31, 2025 (Audited)	March 31, 2026 (Audited)	March 31, 2025 (Audited)
<b>Revenue</b>						
I Revenue from Operations		277.16	373.81	336.63	1226.40	1047.28
II Other Income		6.75	3.07	5.63	15.77	14.98
<b>III Total Revenue (I+II)</b>		<b>283.91</b>	<b>376.88</b>	<b>342.26</b>	<b>1,242.17</b>	<b>1,062.26</b>
<b>IV Expenses</b>						
Employee Benefits Expenses		219.06	224.88	214.69	922.77	885.45
Rent		7.34	7.56	6.76	29.38	26.72
Travelling and Conveyance		3.84	1.68	0.73	8.05	4.26
Finance Costs		0.00	0.00	0.00	0.00	0.00
Depreciation and Amortization Expense		1.74	1.70	1.75	6.81	7.24
Other Expenses		67.89	72.17	60.37	264.00	234.62
<b>Total Expenses (IV)</b>		<b>299.67</b>	<b>307.99</b>	<b>284.30</b>	<b>1,231.01</b>	<b>1,158.29</b>
<b>V Profit/(Loss) Before Exceptional Items and Tax</b>		<b>(15.76)</b>	<b>68.89</b>	<b>57.96</b>	<b>11.16</b>	<b>(96.03)</b>
<b>VI Exceptional Items</b>		<b>0.00</b>	<b>0.00</b>	<b>0.00</b>	<b>0.00</b>	<b>0.00</b>
<b>VII Profit/(Loss) Before Tax</b>		<b>(15.76)</b>	<b>68.89</b>	<b>57.96</b>	<b>11.16</b>	<b>(96.03)</b>
<b>VIII Tax Expense</b>		<b>0.00</b>	<b>0.00</b>	<b>0.00</b>	<b>0.00</b>	<b>0.00</b>
<b>IX Profit/(Loss) After Tax</b>		<b>(15.76)</b>	<b>68.89</b>	<b>57.96</b>	<b>11.16</b>	<b>(96.03)</b>
<b>X Other Comprehensive Income-</b>						
(i) Items that will not be reclassified to Profit or Loss						
Re-measurement Gains/(Losses) on Defined Benefit Plans		14.57	0.00	8.51	14.57	8.51
<b>XI Total Comprehensive Income for the Year (IX+X)</b>		<b>(1.19)</b>	<b>68.89</b>	<b>66.47</b>	<b>25.73</b>	<b>(87.51)</b>
<b>XII Paid up equity share capital (Face ValueRs. 10/- Per Share)</b>		<b>3,222.74</b>	<b>3,222.74</b>	<b>3,222.74</b>	<b>3,222.74</b>	<b>3,222.74</b>
<b>XIII Earnings per equity share</b>						
Basic (₹)		(0.00)	0.21	0.21	0.08	(0.27)
Diluted (₹)		(0.00)	0.21	0.21	0.08	(0.27)
<b>XIV Earnings before depreciation and amortisation expenses, finance costs, exceptional items, tax expenses (EBITDA)</b>		<b>(14.02)</b>	<b>70.59</b>	<b>59.71</b>	<b>17.97</b>	<b>(88.79)</b>

Notes to the results:  
1. The above is an extract of the detailed format of quarterly Audited Financial Results filed with the Stock Exchange under Regulation 33 of the SEBI (Listing Obligations and Disclosure Requirements) Regulations, 2015. The full format of the quarterly ended Audited Financial Results are available on the Stock Exchange website i.e. www.bseindia.com and also on the company's website www.dionglobal.com.  
2. An application was filed against M/s DION GLOBAL SOLUTIONS LIMITED under Section 9 of Insolvency and Bankruptcy Code, 2016 read with Rule 6 of the Insolvency and Bankruptcy (Application to Adjudicating Authority) Rules, 2016 before the Hon'ble NCLT Delhi with a prayer to commence the Corporate Insolvency Resolution Process (CIRP). The said application for initiation of Corporate Insolvency Resolution Process (CIRP) has been admitted by the Hon'ble National Company Tribunal (NCLT), New Delhi Bench, (Hon'ble NCLT/Hon'ble Adjudicating Authority) vide its order dated 18.08.2020. Under the IBC proceedings, the power of the Board was suspended with effect from 18.08.2020. The NCLT order also provided for a moratorium with effect from 18.08.2020 till the completion of the Corporate Insolvency Resolution Process (CIRP) or until it approves the resolution plan under section 31(1) or passes an order for liquidation of the company under section 33, whichever is earlier. Currently, the CIRP process in respect of the company is in progress. In terms of Section 20 of Insolvency code, the management and operations of the Company are being managed by Interim Resolution Professional (IRP) / Resolution Professional (RP).  
3. All the executive directors of the Company, CFO and Company Secretary had resigned from the Company before the commencement of CIRP. In the absence of these concerned officials, who are primarily responsible for the book closure process and financial reporting, the Resolution Professional has got these financial statements prepared through present employees of the Company and hired consultants. These financial statements have been taken on record by the Resolution Professional while exercising the powers of the Board of Directors of the Company, which have been conferred upon him in terms of the provisions of Section 17 of the Code. Resolution Professional has taken on record these financial statements in good faith solely for the purpose of compliance and discharging his duty under the Code.  
4. As per regulation 33(3)(d) of the SEBI (LODR), 2015, if the listed entity has subsidiaries, it shall, while submitting annual audited standalone financial results also submit annual audited consolidated financial results along with the audit report. It is to be noted that Resolution Professional in his powers shall have control over management of the corporate debtor only and not on its subsidiary, associate, or any other group companies. Hence only standalone audited financial results are submitted with the stock exchange.  
5. As per Regulation 33(2)(b) of the SEBI (Listing Obligations and Disclosure Requirements) Regulations, 2015, the Financial Results of a Company submitted to the Stock Exchange shall be signed by the Chairperson or Managing Director or Whole Time Director or in absence of all of them, it shall be signed by any of the Director of the Company who is fully authorised by the Board of Directors to sign the Financial Results. In view of the ongoing Corporate Insolvency Resolution Process commenced from 18th August 2020, powers of the Board of Directors have been suspended and these powers are now vested with the Resolution Professional of the Company vide the order passed by Hon'ble NCLT, New Delhi on 18.08.2020. Accordingly, the above Financial Results of the Company for the quarter ended 31st March 2026 were taken on record and authorised for issue to concerned authorities by the Resolution Professional.  
6. The above result have been prepared in accordance with the recognition and measurement principles of the accounting principles generally accepted in India, including the Indian Accounting Standards prescribed under section 133 of the Companies Act, 2013, read with relevant rules issued thereunder and other accounting principles generally accepted in India and are in compliance with regulation 33 of the SEBI (Listing Obligations and Disclosure Requirements) Regulations, 2015 (as amended).  
7. Figures for the quarters ended 31 March 2026 and 31 March 2025 represents the balancing figures between audited figures for the full financial year and published year to date figures upto the third quarter of the year ended 31 March 2026 and 31 March 2025 respectively, which has been subjected to limited review.  
8. A Resolution Plan received during the Corporate Insolvency Resolution Process has been approved by the Committee of Creditors and the same has been submitted to the Hon'ble NCLT. The matter is still pending with Hon'ble NCLT for final approval.  
9. As the Company is into Software Product and Services business, license fee revenue may vary from quarter to quarter.  
10. The Company is primarily engaged in the business of Software Product and Services, which in the opinion of management is considered to be the only reportable business segment as per Ind AS 108 on 'Operating Segments' prescribed under Section 133 of the Companies Act, 2013.  
11. The previous quarters' figures have been regrouped/ reclassified wherever necessary to correspond with the current quarters' classification/disclosure.

For and on behalf of the Board of Directors

Suresh Kumar Poddar  
Chairman & Managing Director & CEO  
DIN-00022395

Place: New Delhi  
Date: 19.05.2026

Pardeep Kumar Lakhani  
Resolution Professional  
Reg. No: IBBI/IPA-PP-00541/2017-2018/10966

### Mayur Uniquoters Limited

Regd. Office and Works: Jaipur Sikar Road, Village Jaitpura, Distt. Jaipur-303704 (Raj.) India.  
Tel: 91-1423-224001 Fax: 91-1423-224420 CIN No. L18101RJ1992PLC006952 E-Mail: secr@mayur.biz

#### Extract of Consolidated Financial Results for the Quarter and Year Ended 31st March 2026

(Rs. in Lakhs, except stated)

S.No.	Particulars	Quarter Ended			Year Ended	
		31.03.2026 (Unaudited)	31.12.2025 (Unaudited)	31.03.2025 (Unaudited)	31.03.2026 (Audited)	31.03.2025 (Audited)
1	Total Income from Operations	27,665.10	25,683.69	26,211.04	102,207.62	92,086.25
2	Operating Profit (PBDIT)	8,901.87	7,484.59	6,456.78	28,973.54	23,180.51
3	Net Profit/ (Loss) for the period Before Tax	8,123.35	6,716.39	5,694.84	25,898.23	20,128.36
4	Net Profit / (Loss) for the period After Tax	5,943.46	5,073.25	4,150.23	19,174.00	14,928.94
5	Total Comprehensive Income for the period	6,282.68	5,233.14	4,183.32	19,865.61	15,091.73
6	Equity Share Capital (of Rs. 5/- each)	2,172.63	2,172.63	2,172.63	2,172.63	2,172.63
7	Other Equity (Reserves)	-	-	-	111,077.52	93,384.56
8	Earning Per Share: - Basic (in Rs.) - Diluted (in Rs.)	13.68 13.68	11.68 11.68	9.54 9.54	44.13 44.13	34.18 34.18

Notes: \*Standalone Financial Information of the Company, pursuant to Regulation 47(1)(b) of SEBI (LODR):

S.No.	Particulars	Quarter Ended			Year Ended	
		31.03.2026 (Unaudited)	31.12.2025 (Unaudited)	31.03.2025 (Unaudited)	31.03.2026 (Audited)	31.03.2025 (Audited)
1	Turnover	26,054.79	23,698.82	21,418.09	94,170.96	82,020.64
2	Operating Profit (PBDIT)	9,029.30	7,769.28	5,620.28	30,307.10	22,043.75
3	Profit before Tax	8,258.97	7,008.79	4,865.21	27,262.30	19,019.54
4	Profit after Tax	6,070.64	5,293.51	3,501.52	20,296.97	14,100.87

\*The above is an extract of the detailed format of Quarter and Year Ended Audited Financial Results filed with the Stock Exchanges under Regulation 33 of the SEBI (Listing Obligations and Disclosure Requirements) Regulations, 2015. The full format of the Audited Standalone and Consolidated Quarterly and Yearly Financial Results are available on the website of the Stock Exchanges i.e. www.nseindia.com and www.bseindia.com, and also on Company's website at www.mayuruniquoters.com



For and on behalf of the Board of Directors

Suresh Kumar Poddar  
Chairman & Managing Director & CEO  
DIN-00022395

Place: Jaipur  
Date: May 19, 2026



### Zydus Lifesciences Limited

Registered Office: Zydus Corporate Park, Scheme No. 63, Survey No. 536, Khoraj (Gandhinagar), Near Vaishnodevi Circle, Sarkhej- Gandhinagar Highway, Ahmedabad - 382481  
Tel. No.: (+91-79) 4804 0000, Website: www.zyduslife.com  
CIN : L24230GJ1995PLC025878

**Extract of Consolidated Financial Results for the Quarter and Year Ended March 31, 2026**

Sr. No.	Particulars	INR Million				
		Quarter ended		Year ended		
		31/03/2026 (Unaudited)	31/12/2025 (Unaudited)	31/03/2025 (Unaudited)	31/03/2026 (Audited)	31/03/2025 (Audited)
1	Total income from operations	75,870	68,645	65,279	271,484	232,415
2	Net profit for the period before exceptional items and tax	20,572	14,383	18,916	71,377	62,463
3	Net profit for the period after exceptional items but before tax	16,597	13,534	16,720	66,211	60,267
4	Net profit for the period after tax and non-controlling interest	12,725	10,421	11,709	50,400	45,255
5	Total comprehensive income for the period after tax and non-controlling interest	7,902	10,213	11,483	42,673	44,257
6	Paid-up equity share capital (Face value Re. 1/-)	1,006	1,006	1,006	1,006	1,006
7	Other equity	-	-	-	270,108	238,525
8	Earnings per share (not annualised for the quarter)					
a	Basic (Rs.)	12.65	10.36	11.64	50.09	44.97
b	Diluted (Rs.)	12.65	10.36	11.64	50.09	44.97

By Order of the Board,  
For Zydus Lifesciences Limited,

Date: May 19, 2026  
Place: Ahmedabad

### SARLA PERFORMANCE FIBERS LIMITED

Registered Office: Survey No. 59/1/4, CMI Piparia Industrial Estate, Silvassa - 396 230, U.T. of Dadra & Nagar Haveli  
Corporate Office: 304, Arcadia Building, 195, NCPA Marg, Nariman Point, Mumbai - 400021.  
Contact Person: Mr. Mustafa Manasawala, Company Secretary and Compliance Officer  
Tel: 0260-3290467 | Fax: 0260-2631356 | Email: investors@sarlafibers.com  
Website: www.sarlafibers.com

**OFFER TO BUYBACK UP TO 40,00,000 (FORTY LAKH ONLY) EQUITY SHARES AT A PRICE OF ₹ 110/- (RUPEES ONE HUNDRED AND TEN ONLY) PER EQUITY SHARE, PAYABLE IN CASH, ON A PROPORTIONATE BASIS THROUGH THE TENDER OFFER ROUTE USING THE STOCK EXCHANGE MECHANISM FOR AN AGGREGATE CONSIDERATION OF UP TO ₹ 44,00,00,000/- (RUPEES FORTY FOUR CRORE ONLY) (THE "BUYBACK").**

The Company has sent the letter of offer and Tender Form, along with the share transfer form, dated Tuesday, May 19, 2026 ("Letter of Offer"), in relation to the Buyback, through electronic means on Tuesday, May 19, 2026 to all Eligible Shareholders holding Equity Shares as on the Record Date i.e. Friday, May 15, 2026, whose e-mail IDs are registered with the Company or Depositories, in accordance with the Buyback Regulations and such other circulars or notifications, as may be applicable. Further, in terms of Regulation 9(ii) of the Buyback Regulations, if a request is received from any Eligible Shareholder for a physical copy of the Letter of Offer, the same shall be dispatched physically by registered post / speed post / courier.

For the detailed schedule of activities in relation to the Buyback, please refer to the Letter of Offer. A brief schedule of activities for the Buyback is as below:

BUYBACK OPENS ON	THURSDAY, MAY 21, 2026
BUYBACK CLOSES ON	WEDNESDAY, MAY 27, 2026
LAST DATE OF RECEIPT OF COMPLETED TENDER FORMS AND OTHER SPECIFIED DOCUMENTS BY THE REGISTRAR TO THE BUYBACK	ON OR BEFORE 5:00 P.M. (IST) ON WEDNESDAY, MAY 27, 2026

The entitlement ratio for eligible shareholders is as below:

CATEGORY OF ELIGIBLE SHAREHOLDERS	RATIO OF BUYBACK ENTITLEMENT*
Reserved category for small shareholders	1 equity share(s) for every 9 equity shares held on the record date
General category for all other shareholders	1 equity share(s) for every 9 equity shares held on the record date

\*For further information in relation to the entitlement ratio for the Buyback in each category, see the section titled "Process and Methodology for the Buyback" in the Letter of Offer.

ELIGIBLE SHAREHOLDERS CAN ALSO CHECK THEIR ENTITLEMENT ON THE WEBSITE OF THE REGISTRAR TO THE BUYBACK BY FOLLOWING THE STEPS GIVEN BELOW:

- Click on <https://www.mfms.mfug.com/Offer/Default.aspx>
- Select the holding type - "Sarfa Performance Fibers Limited- Buyback 2026"
- Select the name type - "Demat" or "Physical" or PAN
- Based on the option selected above, enter your "Folio Number" or "NSDL DPID/Client ID" or "CDSL Client ID"
- Enter the Security code and click on Submit
- Then Click on "View" button
- The entitlement will be provided in the pre-filled "FORM OF ACCEPTANCE-CUM ACKNOWLEDGEMENT"

A copy of the Letter of Offer is available on the Company's website ([www.sarlafibers.com](http://www.sarlafibers.com)), on the website of the Registrar ([www.mfms.mfug.com](http://www.mfms.mfug.com)) and on the website of Manager to the Buyback ([www.mnclgroup.com](http://www.mnclgroup.com)).

Capitalised terms used but not defined in this Advertisement shall have the meaning ascribed to such terms in the Letter of Offer.

MANAGER TO THE OFFER	REGISTRAR TO THE OFFER
<p><b>Monarch Network Capital Limited</b> Bandra Tower, G Block, 4th Floor, B, Bandra Kurla Complex, (West), Mumbai-400 05, Maharashtra, India Tel: +91-22-66476400 Contact Person: Saahil Kinkhabwala /Aayushi Poddar Email: <a href="mailto:ecm@mnclgroup.com">ecm@mnclgroup.com</a> Website: <a href="http://www.mnclgroup.com">www.mnclgroup.com</a> Investor grievance email: <a href="mailto:mbd@mnclgroup.com">mbd@mnclgroup.com</a> SEBI Registration Number: INM00011013 Corporate Identity Number: L64990GJ1993PLC120014</p>	<p><b>MUFUG Intime India Private Limited</b> (Formerly Intime India Private Limited) Address: C-101, Embassy 247, 1<sup>st</sup> Floor, L B S Marg, Vikhroli (West), Mumbai 400 083, Maharashtra, India Tel: +91 810 811 4949 / Fax: +91 22 49786060 Email: <a href="mailto:sarlaperformancefiber.buyback2026@in.mfms.mfug.com">sarlaperformancefiber.buyback2026@in.mfms.mfug.com</a> Investor Grievance E-mail: <a href="mailto:sarlaperformancefiber.buyback2026@in.mfms.mfug.com">sarlaperformancefiber.buyback2026@in.mfms.mfug.com</a> Website: <a href="http://www.in.mfms.mfug.com">www.in.mfms.mfug.com</a> Contact person: Ms. Shanti Gopalakrishnan SEBI Registration Number: INR000004058 Corporate Identity Number: U67190MH1999PTC118368</p>

For and on behalf of the Board of Directors of the Company

Sd/-	Sd/-	Sd/-
Mr. Krishna Madhusudan Jhunjhunwala, Managing Director, DIN: 00097175	Kanav Krishna Jhunjhunwala, Whole Time Director DIN: 09507192	Mr. Mustafa Manasawala Company Secretary and Compliance Officer M. No. A76344

Date: May 19, 2026 Place: Mumbai

### EUREKA FORBES LIMITED

CIN : L27310MH2008PLC188478  
Registered Office: B1/B2, 7<sup>th</sup> Floor, 701, Marathon Innova, Ganpatrao Kadam Marg, Lower Parel, Mumbai, Maharashtra - 400013, India.  
Phone No.: +91 22 4882 1700 | Fax No.: +91 22 4882 1701 | Website: [www.eurekaforbes.com](http://www.eurekaforbes.com) | E-mail: [compliance@eurekaforbes.com](mailto:compliance@eurekaforbes.com)

**EXTRACT OF AUDITED STANDALONE AND CONSOLIDATED FINANCIAL RESULTS FOR THE QUARTER AND YEAR ENDED MARCH 31, 2026**

(Rs. in Lakhs)

Sr. No.	Particulars	STANDALONE				CONSOLIDATED					
		Quarter ended		Year ended		Quarter ended		Year ended			
		31.03.2026 (Unaudited)	31.12.2025 (Unaudited)	31.03.2025 (Unaudited)	31.03.2026 (Audited)	31.03.2025 (Unaudited)	31.12.2025 (Unaudited)	31.03.2025 (Unaudited)	31.03.2026 (Audited)	31.03.2025 (Audited)	
1	Total income from operations	68,887.42	65,056.48	61,684.82	2,73,363.82	2,45,016.44	68,861.35	65,081.54	61,704.66	2,73,279.50	2,45,147.89
2	Net Profit / (Loss) for the period (before Tax, Exceptional and/or Extraordinary items#)	6,847.99	5,280.31	6,587.52	25,613.91	21,379.25	6,857.00	5,413.20	6,528.75	25,974.22	21,652.09
3	Net Profit / (Loss) for the period before Tax (after Exceptional and/or Extraordinary items#)	6,847.99	1,236.13	6,795.21	21,569.73	21,886.94	6,857.00	1,369.02	6,646.44	21,930.04	22,069.78
4	Net Profit / (Loss) for the period after tax (after Exceptional and/or Extraordinary items#)	5,109.40	900.22	5,075.18	16,020.70	16,328.65	5,102.84	997.88	4,948.10	16,262.37	16,441.47
5	Total Comprehensive Income for the period (Comprising Profit / (Loss) for the period (after tax) and Other Comprehensive Income (after tax))	5,508.94	1,197.29	4,908.31	16,545.62	15,985.24	5,472.22	1,283.93	4,798.30	16,786.47	16,096.51
6	Equity Share Capital	19,349.18	19,349.18	19,349.18	19,349.18	19,349.18	19,349.18	19,349.18	19,349.18	19,349.18	19,349.18
7	Reserves (excluding Revaluation Reserve as shown in the Balance Sheet)	-	-	-	4,37,954.42	4,19,149.15	-	-	-	4,40,568.09	4,21,520.82
8	Earnings Per Share (of Rs. 10/- each) (for continuing and discontinued operations) - 1. Basic: 2. Diluted:*	2.63 2.63*	0.46 0.46*	2.62 2.61*	8.24 8.24*	8.40 8.40*	2.62 2.62*	0.52 0.52*	2.56 2.55*	8.36 8.36*	8.46 8.46*

\*Impact due to grant of ESOP's has been considered while arriving at the diluted EPS.  
#Exceptional and/or Extraordinary items adjusted in the Statement of Profit and Loss in accordance with Ind-AS Rules / AS Rules, whichever is applicable.

Notes:  
1. The Audited Standalone and Consolidated Financial Results for the Quarter and Year ended March 31, 2026 have been reviewed and recommended by the Audit Committee and approved by the Board of Directors of the Company at their respective meetings held on May 19, 2026. The Standalone and Consolidated Financial Results for the Quarter ended March 31, 2026 have been subjected to Limited Review and Standalone and Consolidated Financial Results for the Year ended March 31, 2026 have been audited by the Statutory Auditors.  
2. The above is an extract of the detailed format of Audited Standalone and Consolidated Financial Results for the Quarter and Year ended March 31, 2026 filed with Stock Exchanges under Regulation 33 of the Securities and Exchange Board of India (Listing Obligations and Disclosure Requirements) Regulations, 2015. The full format of the above Financial Results are available on the websites of Stock Exchanges ([www.bseindia.com](http://www.bseindia.com) and [www.nseindia.com](http://www.nseindia.com)) and Company's website at [www.eurekaforbes.com](http://www.eurekaforbes.com). The same can be accessed on the Company's website by scanning the QR Code provided below.

For Eureka Forbes Limited  
Sd/-  
Pratik Pota  
Managing Director & CEO  
DIN : 00751178

Place: Mumbai  
Date: May 19, 2026

### DION GLOBAL SOLUTIONS LIMITED

CIN: L74899DL1994PLC058032  
Registered Office: DA-18, Top Floor, Vikash Marg, Shakarpur, Delhi-110092

**STATEMENT OF AUDITED STANDALONE FINANCIAL RESULTS FOR THE QUARTER AND YEAR ENDED MARCH 31, 2026**

(ALL AMOUNTS ARE IN ₹ LAKHS UNLESS OTHERWISE STATED)

S. No.	Particulars	Quarter ended		Year ended		
		March 31, 2026 (Audited)	Dec. 31 2025 (Unaudited)	March 31, 2025 (Audited)	March 31, 2026 (Audited)	March 31, 2025 (Audited)
<b>Revenue</b>						
I	Revenue from Operations	277.16	373.81	336.63	1226.40	1047.28
II	Other Income	6.75	3.07	5.63	15.77	14.98
III	<b>Total Revenue (I+II)</b>	<b>283.91</b>	<b>376.88</b>	<b>342.26</b>	<b>1,242.17</b>	<b>1,062.26</b>
<b>IV Expenses</b>						
	Employee Benefits Expenses	219.05	224.88	214.69	922.77	885.45
	Rent	7.34	7.56	6.76	29.38	26.72
	Travelling and Conveyance	3.84	1.68	0.73	8.05	4.26
	Finance Costs	0.00	0.00	0.00	0.00	0.00
	Depreciation and Amortization Expense	1.74	1.70	1.75	6.81	7.24
	Other Expenses	67.69	72.17	60.37	264.00	234.62
	<b>Total Expenses (IV)</b>	<b>299.67</b>	<b>307.99</b>	<b>284.30</b>	<b>1,231.01</b>	<b>1,158.29</b>
V	<b>Profit/(Loss) Before Exceptional Items and Tax</b>	<b>(15.76)</b>	<b>68.89</b>	<b>57.96</b>	<b>11.16</b>	<b>(96.03)</b>
VI	Exceptional Items	0.00	0.00	0.00	0.00	0.00
VII	<b>Profit/(Loss) Before Tax</b>	<b>(15.76)</b>	<b>68.89</b>	<b>57.96</b>	<b>11.16</b>	<b>(96.03)</b>
VIII	Tax Expense	0.00	0.00	0.00	0.00	0.00
IX	<b>Profit/(Loss) After Tax</b>	<b>(15.76)</b>	<b>68.89</b>	<b>57.96</b>	<b>11.16</b>	<b>(96.03)</b>
X	Other Comprehensive Income- (i) Items that will not be reclassified to Profit or Loss Re-measurement Gains/(Losses) on Defined Benefit Plans	14.57	0.00	8.51	14.57	8.51
XI	<b>Total Comprehensive Income for the Year (IX+X)</b>	<b>(1.19)</b>	<b>68.89</b>	<b>66.47</b>	<b>25.73</b>	<b>(87.51)</b>
XII	<b>Paid up equity share capital (Face Value Rs. 10/- Per Share)</b>	<b>3,222.74</b>	<b>3,222.74</b>	<b>3,222.74</b>	<b>3,222.74</b>	<b>3,222.74</b>
XIII	<b>Earnings per equity share</b>					
	Basic (₹)	(0.00)	0.21	0.21	0.08	(0.27)
	Diluted (₹)	(0.00)	0.21	0.21	0.08	(0.27)
XIV	<b>Earnings before depreciation and amortisation expenses, finance costs, exceptional items, tax expenses (EBITDA)</b>	<b>(14.02)</b>	<b>70.59</b>	<b>59.71</b>	<b>17.97</b>	<b>(88.79)</b>

Notes to the results:  
1. The above is an extract of the detailed format of quarterly Audited Financial Results filed with the Stock Exchange under Regulation 33 of the SEBI (Listing Obligations and Disclosure Requirements) Regulations, 2015. The full format of the quarterly ended Audited Financial Results are available on the Stock Exchange website i.e. [www.bseindia.com](http://www.bseindia.com) and also on the company's website [www.dionglobal.com](http://www.dionglobal.com)  
2. An application was filed against M/s DION GLOBAL SOLUTIONS LIMITED under Section 9 of Insolvency and Bankruptcy Code, 2016 read with Rule 6 of the Insolvency and Bankruptcy (Application to Adjudicating Authority) Rules, 2016 before the Hon'ble NCLT Delhi with a prayer to commence the Corporate Insolvency Resolution Process (CIRP). The said application for initiation of Corporate Insolvency Resolution Process (CIRP) has been admitted by Hon'ble National Company Law Tribunal (NCLT), New Delhi Bench, (Hon'ble NCLT/Hon'ble Adjudicating Authority) vide its order dated 18.08.2020. Under the IBC proceedings, the power of the Board of Directors of the Company was suspended with effect from 18.08.2020. The NCLT order also provided for a moratorium with effect from 18.08.2020 till the completion of the Corporate Insolvency Resolution process (CIRP) or until it approves the resolution plan under section 31(1) or passes an order for liquidation of the company under section 33, whichever is earlier. Currently, the CIRP process in respect of the company is in progress. In terms of Section 20 of Insolvency code, the management and operations of the Company are being managed by Interim Resolution Professional (IRP) / Resolution Professional (RP).  
3. All the executive directors of the Company, CFO and Company Secretary had resigned from the Company before the commencement of CIRP. In the absence of these concerned officials, who are primarily responsible for the book closure process and financial reporting, the Resolution Professional has got these financial statements prepared through present employees of the Company and hired consultants. These financial statements have been taken on record by the Resolution Professional while exercising the powers of the Board of Directors of the Company, which have been confirmed upon him in terms of the provisions of Section 17 of the Code. Resolution Professional has taken on record these financial statements in good faith solely for the purpose of compliance and discharging his duty under the Code.  
4. As per regulation 33(3)(d) of the SEBI (LODR), 2015, if the listed entity has subsidiaries, it shall, while submitting annual audited standalone financial results also submit annual audited consolidated financial results along with the audit report. It is to be noted that Resolution Professional in his powers shall have control over management of the corporate debtor only and not on its subsidiary, associate, or any other group companies. Hence only standalone audited financial results are submitted with the stock exchange.  
5. As per Regulation 33(2)(b) of the SEBI (Listing Obligations and Disclosure Requirements) Regulations, 2015, the Financial Results of a Company submitted to the Stock Exchange shall be signed by the Chairperson or Managing Director or Whole Time Director or in absence of all of them, it shall be signed by any of the Director of the Company who is 18th August 2020, powers of the Board of Directors to sign the Financial Results. In view of the ongoing Corporate Insolvency Resolution Process commenced from 18th August 2020, the Board of Directors of the Company have been suspended and these powers are now vested with the Resolution Professional of the Company vide the order passed on Hon'ble NCLT, New Delhi on 18.08.2020. Accordingly, the above Financial Results of the Company for the quarter ended 31st March 2026 were taken on record and authorised for issue to the concerned authorities by the Resolution Professional.  
6. The above result has been prepared in accordance with the recognition and measurement principles of the accounting principles generally accepted in India, including the Indian Accounting Standards prescribed under section 133 of the Companies Act, 2013, read with relevant rules issued thereunder and other accounting principles generally accepted in India and are in compliance with regulation 33 of the SEBI (Listing Obligation and Disclosure Requirements) Regulations, 2015 (as amended).  
7. Figures for the quarters ended 31 March 2026 and 31 March 2025 represents the balancing figures between audited figures for the full financial year and published year to date figures upto the third quarter of the year ended 31 March 2026 and 31 March 2025 respectively, which has been subjected to limited review.  
8. A Resolution Plan received during the Corporate Insolvency Resolution Process has been approved by the Committee of Creditors and the same has been submitted to the Hon'ble NCLT. The matter is still pending with Hon'ble NCLT for final approval.  
9. As the Company is into Software Product and Services business, license fee revenue may vary from quarter to quarter.  
10. The Company is primarily engaged in the business of Software Product and Services, which in the opinion of management is considered to be the only reportable business segment as per Ind AS 108 on 'Operating Segments' prescribed under Section 133 of the Companies Act, 2013.  
11. The previous quarters' figures have been regrouped/reclassified wherever necessary to conform with the current quarters' classification of the company's financials.

FOR DION GLOBAL SOLUTIONS LIMITED  
Sd/-  
Pardeep Kumar Lakhani  
Resolution Professional  
Place: New Delhi  
Date: 19.05.2026  
Reg. No: IBBI/PA-IPP-05412017-2018/10966

### Mayur Uniquoters Limited

Regd. Office and Works: Jaipur Sikar Road, Village Jaitpura, Distt. Jaipur-303704 (Raj.) India.  
Tel: 91-1423-224001 Fax: 91-1423-224420 CIN No. L18101RJ1992PLC006952 E-Mail: [secr@mayur.biz](mailto:secr@mayur.biz)

**Extract of Consolidated Financial Results for the Quarter and Year Ended 31st March 2026**

(Rs. in Lakhs, except stated)

S.No.	Particulars	Quarter Ended			Year Ended	
		31.03.2026 (Unaudited)	31.12.2025 (Unaudited)	31.03.2025 (Unaudited)	31.03.2026 (Audited)	31.03.2025 (Audited)
1	Total Income from Operations	27,665.10	25,683.69	26,211.04	102,207.62	92,086.25
2	Operating Profit (PBDIT)	8,901.87	7,484.59	6,456.78	28,973.54	23,180.51
3	Net Profit/ (Loss) for the period Before Tax	8,123.35	6,716.39	5,694.84	25,898.23	20,128.36
4	Net Profit / (Loss) for the period After Tax	5,943.46	5,073.25	4,150.23	19,174.00	14,928.94
5	Total Comprehensive Income for the period	6,282.68	5,233.14	4,183.32	19,865.61	15,091.73
6	Equity Share Capital (of Rs. 5/- each)	2,172.63	2,172.63	2,172.63	2,172.63	2,172.63
7	Other Equity (Reserves)	-	-	-	111,077.52	93,384.56
8	Earning Per Share: - Basic (in Rs.) - Diluted (in Rs.)	13.68 13.68	11.68 11.68	9.54 9.54	44.13 44.13	34.18 34.18

Notes: \*Standalone Financial Information of the Company, pursuant to Regulation 47(1)(b) of SEBI (LODR):

S.No.	Particulars	Quarter Ended			Year Ended	
		31.03.2026 (Unaudited)	31.12.2025 (Unaudited)	31.03.2025 (Unaudited)	31.03.2026 (Audited)	31.03.2025 (Audited)
1	Turnover	26,054.79	23,698.82	21,418.09	94,170.96	82,020.64
2	Operating Profit (PBDIT)	9,029.30	7,769.28	5,620.28	30,307.10	22,043.75
3	Profit before Tax	8,258.97	7,008.79	4,865.21	27,262.30	19,019.54
4	Profit after Tax	6,070.64	5,293.51	3,501.52	20,296.97	14,100.87

\*The above is an extract of the detailed format of Quarter and Year Ended Audited Financial Results filed with the Stock Exchanges under Regulation 33 of the SEBI (Listing Obligations and Disclosure Requirements) Regulations, 2015. The full format of the Audited Standalone and Consolidated Quarterly and Yearly Financial Results are available on the website of the Stock Exchanges i.e. [www.bseindia.com](http://www.bseindia.com) and [www.nseindia.com](http://www.nseindia.com), and also on Company's website at [www.mayuruniquoters.com](http://www.mayuruniquoters.com)

For and on behalf of the Board of Directors  
Suresh Kumar Poddar  
Chairman & Managing Director & CEO  
DIN-00022395

Place: Jaipur  
Date: May 19, 2026

opaper.financialexpress.com

Kolkata

Zydus Lifesciences Limited						
Registered Office: Zydus Corporate Park, Scheme No. 63, Survey No. 536, Khoraj (Gandhinagar), Near Vaishnodevi Circle, Sarkhej- Gandhinagar Highway, Ahmedabad - 382481 Tel. No.: (+91-79) 4804 0000, Website: www.zyduslife.com CIN : L24230GJ1995PLC025878						
Extract of Consolidated Financial Results for the Quarter and Year Ended March 31, 2026						
Sr. No.	Particulars	INR Million				
		Quarter ended			Year ended	
		31/03/2026 (Unaudited)	31/12/2025 (Unaudited)	31/03/2025 (Unaudited)	31/03/2026 (Audited)	31/03/2025 (Audited)
1	Total income from operations	75,870	68,645	65,279	271,484	232,415
2	Net profit for the period before exceptional items and tax	20,572	14,383	18,916	71,377	62,463
3	Net profit for the period after exceptional items but before tax	16,597	13,534	16,720	66,211	60,267
4	Net profit for the period after tax and non-controlling interest	12,725	10,421	11,709	50,400	45,255
5	Total comprehensive income for the period after tax and non-controlling interest	7,902	10,213	11,483	42,673	44,257
6	Paid-up equity share capital (Face value Re. 1/-)	1,006	1,006	1,006	1,006	1,006
7	Other equity				270,108	238,525
8	Earnings per share (not annualised for the quarter)					
a	Basic (Rs.)	12.65	10.36	11.64	50.09	44.97
b	Diluted (Rs.)	12.65	10.36	11.64	50.09	44.97

Note:  
[1] The above is an extract of the detailed format of Quarterly/ Yearly Financial Results filed with the Stock Exchanges under Regulation 33 of the SEBI (Listing Obligations and Disclosure Requirements) Regulations, 2015. The results, alongwith the Audit Reports are available on the Company's website: www.zyduslife.com, on the website of BSE [www.bseindia.com] and on the website of NSE [www.nseindia.com] and can also be accessed by scanning the following QR Code:



By Order of the Board,  
For Zydus Lifesciences Limited,

Dr. Sharvil P. Patel  
Managing Director  
DIN: 00131995

Date: May 19, 2026  
Place: Ahmedabad

EUREKA FORBES LIMITED											
Registered Office: B1/B2, 7 <sup>th</sup> Floor, 701, Marathon Innova, Ganpatrao Kadam Marg, Lower Parel, Mumbai, Maharashtra - 400013, India. Phone No.: +91 22 4882 1700   Fax No.: +91 22 4882 1701   Website: www.eurekaforbes.com   E-mail: compliance@eurekaforbes.com											
EXTRACT OF AUDITED STANDALONE AND CONSOLIDATED FINANCIAL RESULTS FOR THE QUARTER AND YEAR ENDED MARCH 31, 2026											
Sr. No.	Particulars	STANDALONE					CONSOLIDATED				
		Quarter ended		Year ended			Quarter ended		Year ended		
		31.03.2026 (Unaudited)	31.12.2025 (Unaudited)	31.03.2025 (Audited)	31.03.2026 (Audited)	31.03.2025 (Unaudited)	31.03.2026 (Unaudited)	31.03.2025 (Unaudited)	31.03.2026 (Audited)	31.03.2025 (Audited)	
1	Total income from operations	68,887.42	65,056.48	61,684.82	2,73,363.82	2,45,016.44	68,861.35	65,081.54	61,704.66	2,73,279.50	2,45,147.89
2	Net Profit / (Loss) for the period (before Tax, Exceptional and/or Extraordinary items#)	6,847.99	5,280.31	6,587.52	25,613.91	21,379.25	6,857.00	5,413.20	6,528.75	25,974.22	21,652.09
3	Net Profit / (Loss) for the period before Tax (after Exceptional and/or Extraordinary items#)	6,847.99	1,236.13	6,795.21	21,569.73	21,886.94	6,857.00	1,369.02	6,646.44	21,930.04	22,069.78
4	Net Profit / (Loss) for the period after tax (after Exceptional and/or Extraordinary items#)	5,109.40	900.22	5,075.18	16,020.70	16,328.65	5,102.84	997.88	4,948.10	16,262.37	16,441.47
5	Total Comprehensive Income for the period [Comprising Profit / (Loss) for the period (after tax) and Other Comprehensive Income (after tax)]	5,508.94	1,197.29	4,908.31	16,545.62	15,985.24	5,472.22	1,283.93	4,798.30	16,786.47	16,096.51
6	Equity Share Capital	19,349.18	19,349.18	19,347.92	19,349.18	19,347.92	19,349.18	19,349.18	19,347.92	19,349.18	19,347.92
7	Reserves (excluding Revaluation Reserve as shown in the Balance Sheet)	-	-	-	4,37,954.42	4,19,149.15	-	-	-	4,40,568.09	4,21,520.82
8	Earnings Per Share (of Rs. 10/- each) (for continuing and discontinued operations) -										
	1. Basic:	2.63	0.46	2.62	8.24	8.40	2.62	0.52	2.56	8.36	8.46
	2. Diluted:	2.63*	0.46*	2.61*	8.24*	8.40*	2.62*	0.52*	2.55*	8.36*	8.46*

\*Impact due to grant of ESOP's has been considered while arriving at the diluted EPS.  
#Exceptional and/or Extraordinary items adjusted in the Statement of Profit and Loss in accordance with Ind-AS Rules / AS Rules, whichever is applicable.

Notes:  
1. The Audited Standalone and Consolidated Financial Results for the Quarter and Year ended March 31, 2026 have been reviewed and recommended by the Audit Committee and approved by the Board of Directors of the Company at their respective meetings held on May 19, 2026. The Standalone and Consolidated Financial Results for the Quarter ended March 31, 2026 have been subjected to Limited Review and Standalone and Consolidated Financial Results for the Year ended March 31, 2026 have been audited by the Statutory Auditors.

2. The above is an extract of the detailed format of Audited Standalone and Consolidated Financial Results for the Quarter and Year ended March 31, 2026 filed with Stock Exchanges under Regulation 33 of the Securities and Exchange Board of India (Listing Obligations and Disclosure Requirements) Regulations, 2015. The full format of the above Financial Results are available on the websites of Stock Exchanges (www.bseindia.com and www.nseindia.com) and Company's website at www.eurekaforbes.com. The same can be accessed on the Company's website by scanning the QR Code provided below:



For Eureka Forbes Limited  
Sd/-  
Pratik Pota  
Managing Director & CEO  
DIN : 00751178

Place: Mumbai  
Date: May 19, 2026

Mayur Uniquoters Limited						
Regd. Office and Works: Jaipur Sikar Road, Village Jaitpura, Distt. Jaipur-303704 (Raj.) India. Tel: 91-1423-224001 Fax: 91-1423-224420 CIN No. L18101RJ1992PLC006952 E-Mail: secr@mayur.biz						
Extract of Consolidated Financial Results for the Quarter and Year Ended 31st March 2026						
S.No.	Particulars	Quarter Ended			Year Ended	
		31.03.2026 (Unaudited)	31.12.2025 (Unaudited)	31.03.2025 (Unaudited)	31.03.2026 (Audited)	31.03.2025 (Audited)
		1	Total Income from Operations	27,665.10	25,683.69	26,211.04
2	Operating Profit (PBITD)	8,901.87	7,484.59	6,456.78	28,973.54	23,180.51
3	Net Profit/ (Loss) for the period Before Tax	8,123.35	6,716.39	5,694.84	25,898.23	20,128.36
4	Net Profit / (Loss) for the period After Tax	5,943.46	5,073.25	4,150.23	19,174.00	14,928.94
5	Total Comprehensive Income for the period	6,282.68	5,233.14	4,183.32	19,865.61	15,091.73
6	Equity Share Capital (of Rs. 5/- each)	2,172.63	2,172.63	2,172.63	2,172.63	2,172.63
7	Other Equity (Reserves)	-	-	-	111,077.52	93,384.56
8	Earning Per Share:					
	- Basic (in Rs.)	13.68	11.68	9.54	44.13	34.18
	- Diluted (in Rs.)	13.68	11.68	9.54	44.13	34.18

Notes: \*Standalone Financial Information of the Company, pursuant to Regulation 47(1)(b) of SEBI (LODR):

S.No.	Particulars	Quarter Ended			Year Ended	
		31.03.2026 (Unaudited)	31.12.2025 (Unaudited)	31.03.2025 (Unaudited)	31.03.2026 (Audited)	31.03.2025 (Audited)
1	Turnover	26,054.79	23,698.82	21,418.09	94,170.96	82,020.64
2	Operating Profit (PBITD)	9,029.30	7,769.28	5,620.28	30,307.10	22,043.75
3	Profit before Tax	8,258.97	7,008.79	4,865.21	27,262.30	19,019.54
4	Profit after Tax	6,070.64	5,293.51	3,501.52	20,296.97	14,100.87

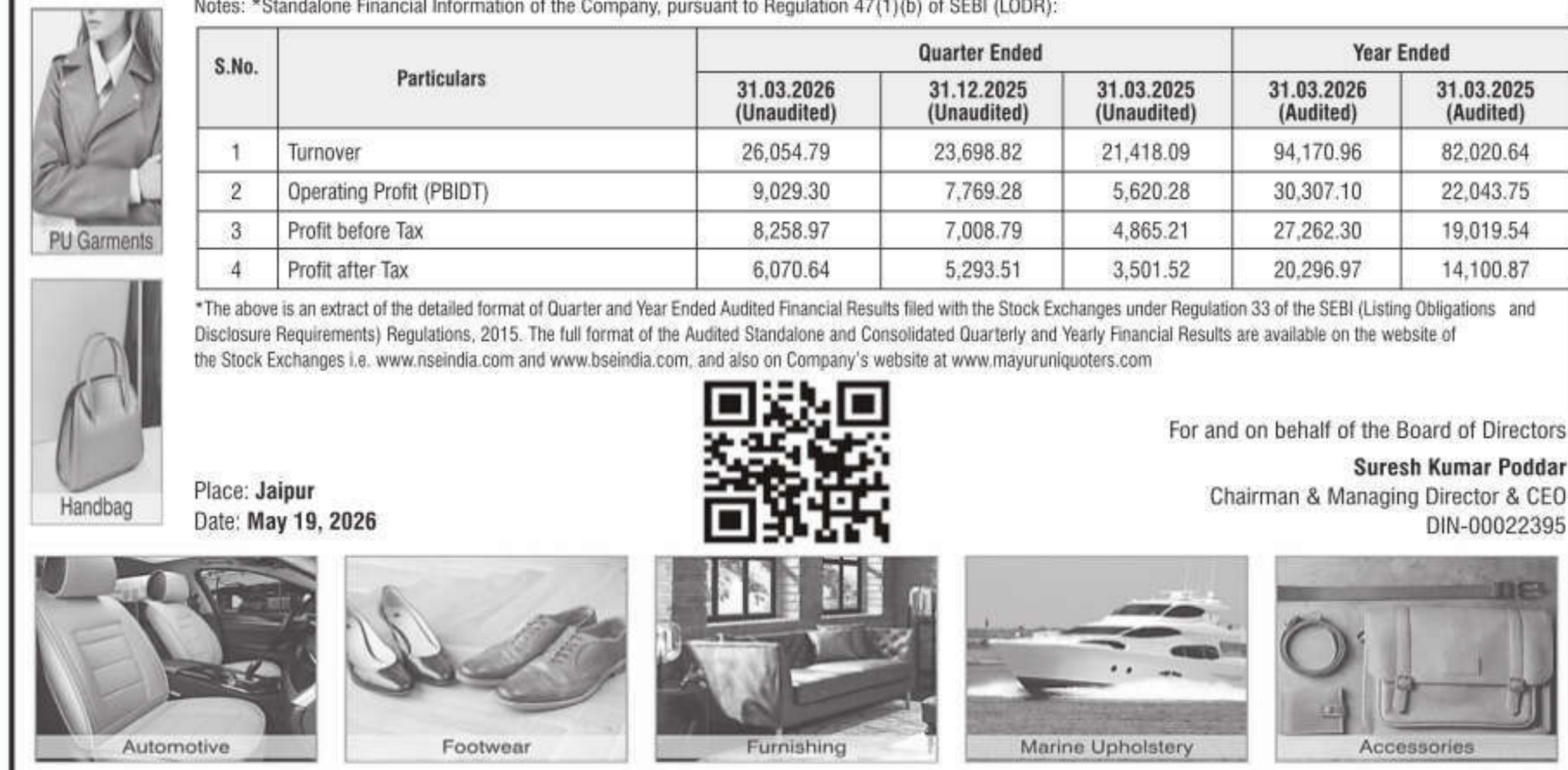
\*The above is an extract of the detailed format of Quarter and Year Ended Audited Financial Results filed with the Stock Exchanges under Regulation 33 of the SEBI (Listing Obligations and Disclosure Requirements) Regulations, 2015. The full format of the Audited Standalone and Consolidated Quarterly and Yearly Financial Results are available on the website of the Stock Exchanges i.e. www.nseindia.com and www.bseindia.com, and also on Company's website at www.mayuruniquoters.com



For and on behalf of the Board of Directors

Suresh Kumar Poddar  
Chairman & Managing Director & CEO  
DIN-00022395

Place: Jaipur  
Date: May 19, 2026



OFFER OPENING ADVERTISEMENT FOR THE BUYBACK OF EQUITY SHARES ON A PROPORTIONATE BASIS THROUGH TENDER OFFER UNDER THE SECURITIES AND EXCHANGE BOARD OF INDIA (BUYBACK OF SECURITIES) REGULATIONS, 2018 (AS AMENDED), ("BUYBACK REGULATIONS") FOR THE ATTENTION OF EQUITY SHAREHOLDERS / BENEFICIAL OWNERS OF THE EQUITY SHARES OF SARLA PERFORMANCE FIBERS LIMITED ("COMPANY").

SARLA PERFORMANCE FIBERS LIMITED	
CIN: L31909DN1993PLC000056	
Registered Office: Survey No. 59/1/4, Amlil Piparia Industrial Estate, Silvassa - 396 230, U.T. of Dadra & Nagar Haveli	
Corporate Office: 304, Arcadia Building, 195, NCPA Marg, Nariman Point, Mumbai - 400021.	
Contact Person: Mr. Mustafa Manasawala, Company Secretary and Compliance Officer	
Tel: 0260-3290467   Fax: 0260-2631356   Email: investors@sarlafibers.com	
Website: www.sarlafibers.com	

OFFER TO BUYBACK UP TO 40,00,000 (FORTY LAKH ONLY) EQUITY SHARES AT A PRICE OF ₹ 110/- (RUPEES ONE HUNDRED AND TEN ONLY) PER EQUITY SHARE, PAYABLE IN CASH, ON A PROPORTIONATE BASIS THROUGH THE TENDER OFFER ROUTE USING THE STOCK EXCHANGE MECHANISM FOR AN AGGREGATE CONSIDERATION OF UP TO ₹ 44,00,00,000/- (RUPEES FORTY FOUR CRORE ONLY) (THE "BUYBACK"), EXCLUDING TRANSACTION COSTS.

The Company has sent the letter of offer and Tender Form, along with the share transfer form, dated Tuesday, May 19, 2026 ("Letter of Offer"), in relation to the Buyback, through electronic means on Tuesday, May 19, 2026 to all Eligible Shareholders holding Equity Shares as on the Record Date i.e. Friday, May 15, 2026, whose e-mail IDs are registered with the Company or Depositories, in accordance with the Buyback Regulations and such other circulars or notifications, as may be applicable. Further, in terms of Regulation 9(ii) of the Buyback Regulations, if a request is received from any Eligible Shareholder for a physical copy of the Letter of Offer, the same shall be dispatched physically by registered post / speed post / courier.

For the detailed schedule of activities in relation to the Buyback, please refer to the Letter of Offer. A brief schedule of activities for the Buyback is as below:

BUYBACK OPENS ON	THURSDAY, MAY 21, 2026
BUYBACK CLOSES ON	WEDNESDAY, MAY 27, 2026
LAST DATE OF RECEIPT OF COMPLETED TENDER FORMS AND OTHER SPECIFIED DOCUMENTS BY THE REGISTRAR TO THE BUYBACK	ON OR BEFORE 5:00 P.M. (IST) ON WEDNESDAY, MAY 27, 2026

The entitlement ratio for eligible shareholders is as below:

CATEGORY OF ELIGIBLE SHAREHOLDERS	RATIO OF BUYBACK ENTITLEMENT*
Reserved category for small shareholders	1 equity share(s) for every 9 equity shares held on the record date
General category for all other shareholders	1 equity share(s) for every 9 equity shares held on the record date

\*For further information in relation to the entitlement ratio for the Buyback in each category, see the section titled "Process and Methodology for the Buyback" in the Letter of Offer.

ELIGIBLE SHAREHOLDERS CAN ALSO CHECK THEIR ENTITLEMENT ON THE WEBSITE OF THE REGISTRAR TO THE BUYBACK BY FOLLOWING THE STEPS GIVEN BELOW:

- Click on <https://in.mpmf.com/Offer/Default.aspx>
- Select the name of the Company - "Sarla Performance Fibers Limited- Buyback 2026"
- Select holding type - "Demat" or "Physical" or PAN
- Based on the option selected above, enter your "Folio Number" or "NSDL DPID/Client ID" or "CDSL Client ID"
- Enter the Security code and click on Submit
- Then Click on "View" button
- The entitlement will be provided in the pre-filled "FORM OF ACCEPTANCE-CUM ACKNOWLEDGEMENT"

A copy of the Letter of Offer is available on the Company's website (www.sarlafibers.com), on the website of the Registrar (www.in.mpmf.com) and on the website of Manager to the Buyback (www.mnclgroup.com).

Capitalised terms used but not defined in this Advertisement shall have the meaning ascribed to such terms in the Letter of Offer.

MANAGER TO THE OFFER	REGISTRAR TO THE OFFER
 <b>Monarch Network Capital Limited</b> Laxmi Tower, G Block, 4th Floor, B Wing, Bandra Kurla Complex, Bandra (E), Mumbai-400 05, Maharashtra, India Tel: +91-22-66476400 Contact Person: Saahil Kinkhabwala / Aayushi Poddar Email: ecm@mnclgroup.com Website: www.mnclgroup.com Investor grievance email: mbd@mnclgroup.com SEBI Registration Number: INM000011013 Corporate Identity Number: L64990GJ1993PLC120014	 <b>MUFU Intime India Private Limited</b> (Formerly Link Intime India Private Limited) Address: C-101, Embassy 247, 1 <sup>st</sup> Floor, L B S Marg, Vikhroli (West), Mumbai 400 083, Maharashtra, India Tel: +91 810 811 4949 / Fax: +91 22 49786060 Email: sarlaperformancefiber.buyback2026@in.mpmf.com Investor Grievance E-mail: sarlaperformancefiber.buyback2026@in.mpmf.com Website: www.in.mpmf.com Contact person: Ms. Shanti Gopalkrishnan SEBI Registration Number: INR000004058 Corporate Identity Number: U67190MH1999PTC118368

For and on behalf of the Board of Directors of the Company

Sd/-	Sd/-	Sd/-
Mr. Krishna Madhusudan Jhunjunwala, Managing Director, DIN: 00097175	Kanav Krishna Jhunjunwala, Whole Time Director DIN: 09507192	Mr. Mustafa Manasawala, Company Secretary & Compliance Officer M. No. A76344

Date: May 19, 2026

Place: Mumbai

## DION GLOBAL SOLUTIONS LIMITED

CIN: L74899DL1994PLC058032  
Registered Office: DA-18, Top Floor, Vikash Marg, Shakarpur, Delhi-110092

### STATEMENT OF AUDITED STANDALONE FINANCIAL RESULTS FOR THE QUARTER AND YEAR ENDED MARCH 31, 2026

S. No.	Particulars	(ALL AMOUNTS ARE IN ₹ LAKHS UNLESS OTHERWISE STATED)				
		Quarter ended		Year ended		
		March 31, 2026 (Audited)	Dec. 31, 2025 (Unaudited)	March 31, 2025 (Audited)	March 31, 2026 (Audited)	March 31, 2025 (Audited)
	<b>Revenue</b>					
I	Revenue from Operations	277.16	373.81	336.63	1226.40	1047.28
II	Other Income	6.75	3.07	5.63	15.77	14.98
III	<b>Total Revenue (I + II)</b>	<b>283.91</b>	<b>376.88</b>	<b>342.26</b>	<b>1,242.17</b>	<b>1,062.26</b>
	<b>Expenses</b>					
IV	Employee Benefits Expenses	219.06	224.88	214.69	922.77	885.45
	Rent	7.34	7.56	6.76	29.38	26.72
	Travelling and Conveyance	3.84	1.68	0.73	8.05	4.26
	Finance Costs	0.00	0.00	0.00	0.00	0.00
	Depreciation and Amortization Expense	1.74	1.70	1.75	6.81	7.24
	Other Expenses	67.69	72.17	60.37	264.00	234.62
	<b>Total Expenses (IV)</b>	<b>299.67</b>	<b>307.99</b>	<b>284.30</b>	<b>1,231.01</b>	<b>1,158.29</b>
V	<b>Profit/(Loss) Before Exceptional Items and Tax</b>	<b>(15.76)</b>	<b>68.89</b>	<b>57.96</b>	<b>11.16</b>	<b>(96.03)</b>
VI	<b>Exceptional Items</b>	<b>0.00</b>	<b>0.00</b>	<b>0.00</b>	<b>0.00</b>	<b>0.00</b>
VII	<b>Profit/(Loss) Before Tax</b>	<b>(15.76)</b>	<b>68.89</b>	<b>57.96</b>	<b>11.16</b>	<b>(96.03)</b>
VIII	<b>Tax Expense</b>	<b>0.00</b>	<b>0.00</b>	<b>0.00</b>	<b>0.00</b>	<b>0.00</b>
IX	<b>Profit/(Loss) After Tax</b>	<b>(15.76)</b>	<b>68.89</b>	<b>57.96</b>	<b>11.16</b>	<b>(96.03)</b>
X	<b>Other Comprehensive Income-</b>					
	(i) Items that will not be reclassified to Profit or Loss					
	Re-measurement Gains/(Losses) on Defined Benefit Plans	14.57	0.00	8.51	14.57	8.51
XI	<b>Total Comprehensive Income for the Year (IX+X)</b>	<b>(1.19)</b>	<b>68.89</b>	<b>66.47</b>	<b>25.73</b>	<b>(87.51)</b>
XII	<b>Paid up equity share capital (Face ValueRs. 10/- Per Share)</b>	<b>3,222.74</b>	<b>3,222.74</b>	<b>3,222.74</b>	<b>3,222.74</b>	<b>3,222.74</b>
XIII	<b>Earnings per equity share</b>					
	Basic (₹)	(0.00)	0.21	0.21	0.08	(0.27)
	Diluted (₹)	(0.00)	0.21	0.21	0.08	(0.27)
XIV	<b>Earnings before depreciation and amortization expenses, finance costs, exceptional items, tax expenses (EBITDA)</b>	<b>(14.02)</b>	<b>70.59</b>	<b>59.71</b>	<b>17.97</b>	<b>(88.79)</b>

Notes to the results:

- The above is an extract of the detailed format of quarterly Audited Financial Results filed with the Stock Exchange under Regulation 33 of the SEBI (Listing Obligations and Disclosure Requirements) Regulations



**Zydus Lifesciences Limited**  
Registered Office: Zydus Corporate Park, Scheme No. 63, Survey No. 536, Khoraj (Gandhinagar),  
Near Vaishnodevi Circle, Sarkhej- Gandhinagar Highway, Ahmedabad - 382481  
Tel. No.: (+91-79) 4804 0000, Website: www.zyduslife.com  
CIN : L24230GJ1995PLC025878

**Extract of Consolidated Financial Results for the Quarter and Year Ended March 31, 2026**

Sr. No.	Particulars	INR Million				
		Quarter ended			Year ended	
		31/03/2026 (Unaudited)	31/12/2025 (Unaudited)	31/03/2025 (Unaudited)	31/03/2026 (Audited)	31/03/2025 (Audited)
1	Total income from operations	75,870	68,645	65,279	271,484	232,415
2	Net profit for the period before exceptional items and tax	20,572	14,383	18,916	71,377	62,463
3	Net profit for the period after exceptional items but before tax	16,597	13,534	16,720	66,211	60,267
4	Net profit for the period after tax and non-controlling interest	12,725	10,421	11,709	50,400	45,255
5	Total comprehensive income for the period after tax and non-controlling interest	7,902	10,213	11,483	42,673	44,257
6	Paid-up equity share capital (Face value Re. 1/-)	1,006	1,006	1,006	1,006	1,006
7	Other equity				270,108	238,525
8	Earnings per share (not annualised for the quarter)					
a	Basic (Rs.)	12.65	10.36	11.64	50.09	44.97
b	Diluted (Rs.)	12.65	10.36	11.64	50.09	44.97

Note:  
[1] The above is an extract of the detailed format of Quarterly/ Yearly Financial Results filed with the Stock Exchanges under Regulation 33 of the SEBI (Listing Obligations and Disclosure Requirements) Regulations, 2015. The results, alongwith the Audit Reports are available on the Company's website: www.zyduslife.com, on the website of BSE [www.bseindia.com] and on the website of NSE [www.nseindia.com] and can also be accessed by scanning the following QR Code:



By Order of the Board,  
For Zydus Lifesciences Limited,

Dr. Sharvil P. Patel  
Managing Director  
DIN: 00131995

Date: May 19, 2026  
Place: Ahmedabad



**EUREKA FORBES LIMITED**

CIN : L27310MH2008PLC188478

Registered Office: B1/B2, 7<sup>th</sup> Floor, 701, Marathon Innova, Ganpatrao Kadam Marg, Lower Parel, Mumbai, Maharashtra - 400013, India.  
Phone No.: +91 22 4882 1700 | Fax No.: +91 22 4882 1701 | Website: www.eurekaforbes.com | E-mail: compliance@eurekaforbes.com

**EXTRACT OF AUDITED STANDALONE AND CONSOLIDATED FINANCIAL RESULTS FOR THE QUARTER AND YEAR ENDED MARCH 31, 2026**

Sr. No.	Particulars	(Rs. in Lakhs)									
		STANDALONE					CONSOLIDATED				
		Quarter ended		Year ended		Quarter ended		Year ended			
	31.03.2026 (Unaudited)	31.12.2025 (Unaudited)	31.03.2025 (Audited)	31.03.2026 (Audited)	31.03.2025 (Audited)	31.03.2026 (Unaudited)	31.12.2025 (Unaudited)	31.03.2025 (Unaudited)	31.03.2026 (Audited)	31.03.2025 (Audited)	
1	Total income from operations	68,887.42	65,056.48	61,684.82	2,73,363.82	2,45,016.44	68,861.35	65,081.54	61,704.66	2,73,279.50	2,45,147.89
2	Net Profit / (Loss) for the period (before Tax, Exceptional and/or Extraordinary items#)	6,847.99	5,280.31	6,587.52	25,613.91	21,379.25	6,857.00	5,413.20	6,528.75	25,974.22	21,652.09
3	Net Profit / (Loss) for the period before Tax (after Exceptional and/or Extraordinary items#)	6,847.99	1,236.13	6,795.21	21,569.73	21,886.94	6,857.00	1,369.02	6,646.44	21,930.04	22,069.78
4	Net Profit / (Loss) for the period after tax (after Exceptional and/or Extraordinary items#)	5,109.40	900.22	5,075.18	16,020.70	16,328.65	5,102.84	997.88	4,948.10	16,262.37	16,441.47
5	Total Comprehensive Income for the period [Comprising Profit / (Loss) for the period (after tax) and Other Comprehensive Income (after tax)]	5,508.94	1,197.29	4,908.31	16,545.62	15,985.24	5,472.22	1,283.93	4,798.30	16,786.47	16,096.51
6	Equity Share Capital	19,349.18	19,349.18	19,347.92	19,349.18	19,347.92	19,349.18	19,349.18	19,347.92	19,349.18	19,347.92
7	Reserves (excluding Revaluation Reserve as shown in the Balance Sheet)	-	-	-	4,37,954.42	4,19,149.15	-	-	-	4,40,568.09	4,21,520.82
8	Earnings Per Share (of Rs. 10/- each) (for continuing and discontinued operations) - 1. Basic: 2. Diluted:*	2.63	0.46	2.62	8.24	8.40	2.62	0.52	2.56	8.36	8.46
		2.63*	0.46*	2.61*	8.24*	8.40*	2.62*	0.52*	2.55*	8.36*	8.46*

\*Impact due to grant of ESOP's has been considered while arriving at the diluted EPS.  
#Exceptional and/or Extraordinary items adjusted in the Statement of Profit and Loss in accordance with Ind-AS Rules / AS Rules, whichever is applicable.

Notes:  
1. The Audited Standalone and Consolidated Financial Results for the Quarter and Year ended March 31, 2026 have been reviewed and recommended by the Audit Committee and approved by the Board of Directors of the Company at their respective meetings held on May 19, 2026. The Standalone and Consolidated Financial Results for the Quarter ended March 31, 2026 have been subjected to Limited Review and Standalone and Consolidated Financial Results for the Year ended March 31, 2026 have been audited by the Statutory Auditors.  
2. The above is an extract of the detailed format of Audited Standalone and Consolidated Financial Results for the Quarter and Year ended March 31, 2026 filed with Stock Exchanges under Regulation 33 of the Securities and Exchange Board of India (Listing Obligations and Disclosure Requirements) Regulations, 2015. The full format of the above Financial Results are available on the websites of Stock Exchanges (www.bseindia.com and www.nseindia.com) and Company's website at www.eurekaforbes.com. The same can be accessed on the Company's website by scanning the QR Code provided below:



For Eureka Forbes Limited  
Sd/-  
Pratik Pota  
Managing Director & CEO  
DIN : 00751178

Place: Mumbai  
Date: May 19, 2026

**Mayur Uniquoters Limited**

Regd. Office and Works: Jaipur Sikar Road, Village Jaitpura, Distt. Jaipur-303704 (Raj.) India.  
Tel: 91-1423-224001 Fax: 91-1423-224420 CIN No. L18101RJ1992PLC006952 E-Mail: secr@mayur.biz

**Extract of Consolidated Financial Results for the Quarter and Year Ended 31st March 2026**

(Rs. in Lakhs, except stated)

YoY Income up 9%

YoY PBT up 43%

YoY PAT up 43%

S.No.	Particulars	Quarter Ended			Year Ended	
		31.03.2026 (Unaudited)	31.12.2025 (Unaudited)	31.03.2025 (Unaudited)	31.03.2026 (Audited)	31.03.2025 (Audited)
1	Total Income from Operations	27,665.10	25,683.69	26,211.04	102,207.62	92,086.25
2	Operating Profit (PBITD)	8,901.87	7,484.59	6,456.78	28,973.54	23,180.51
3	Net Profit/ (Loss) for the period Before Tax	8,123.35	6,716.39	5,694.84	25,898.23	20,128.36
4	Net Profit / (Loss) for the period After Tax	5,943.46	5,073.25	4,150.23	19,174.00	14,928.94
5	Total Comprehensive Income for the period	6,282.68	5,233.14	4,183.32	19,865.61	15,091.73
6	Equity Share Capital (of Rs. 5/- each)	2,172.63	2,172.63	2,172.63	2,172.63	2,172.63
7	Other Equity (Reserves)	-	-	-	111,077.52	93,384.56
8	Earning Per Share: - Basic (in Rs.) - Diluted (in Rs.)	13.68 13.68	11.68 11.68	9.54 9.54	44.13 44.13	34.18 34.18

Notes: \*Standalone Financial Information of the Company, pursuant to Regulation 47(1)(b) of SEBI (LODR):


S.No.	Particulars	Quarter Ended			Year Ended	
		31.03.2026 (Unaudited)	31.12.2025 (Unaudited)	31.03.2025 (Unaudited)	31.03.2026 (Audited)	31.03.2025 (Audited)
1	Turnover	26,054.79	23,698.82	21,418.09	94,170.96	82,020.64
2	Operating Profit (PBITD)	9,029.30	7,769.28	5,620.28	30,307.10	22,043.75
3	Profit before Tax	8,258.97	7,008.79	4,865.21	27,262.30	19,019.54
4	Profit after Tax	6,070.64	5,293.51	3,501.52	20,296.97	14,100.87

\*The above is an extract of the detailed format of Quarter and Year Ended Audited Financial Results filed with the Stock Exchanges under Regulation 33 of the SEBI (Listing Obligations and Disclosure Requirements) Regulations, 2015. The full format of the Audited Standalone and Consolidated Quarterly and Yearly Financial Results are available on the website of the Stock Exchanges i.e. www.nseindia.com and www.bseindia.com, and also on Company's website at www.mayuruniquoters.com



For and on behalf of the Board of Directors  
Suresh Kumar Poddar  
Chairman & Managing Director & CEO  
DIN-00022395

Place: Jaipur  
Date: May 19, 2026



OFFER OPENING ADVERTISEMENT FOR THE BUYBACK OF EQUITY SHARES ON A PROPORTIONATE BASIS THROUGH TENDER OFFER UNDER THE SECURITIES AND EXCHANGE BOARD OF INDIA (BUYBACK OF SECURITIES) REGULATIONS, 2018 (AS AMENDED), ("BUYBACK REGULATIONS") FOR THE ATTENTION OF EQUITY SHAREHOLDERS / BENEFICIAL OWNERS OF THE EQUITY SHARES OF SARLA PERFORMANCE FIBERS LIMITED ("COMPANY").



**SARLA PERFORMANCE FIBERS LIMITED**

CIN: L31909DN1993PLC000056

Registered Office: Survey No. 59/1/4, Amli Piparia Industrial Estate, Silvassa - 396 230, U.T. of Dadra & Nagar Haveli  
Corporate Office: 304, Arcadia Building, 195, NCPA Marg, Nariman Point, Mumbai - 400021.  
Contact Person: Mr. Mustafa Manasawala, Company Secretary and Compliance Officer  
Tel: 0260-3290467 | Fax: 0260-2631356 | Email: investors@sarlafibers.com  
Website: www.sarlafibers.com

OFFER TO BUYBACK UP TO 40,00,000 (FORTY LAKH ONLY) EQUITY SHARES AT A PRICE OF ₹ 110/- (RUPEES ONE HUNDRED AND TEN ONLY) PER EQUITY SHARE, PAYABLE IN CASH, ON A PROPORTIONATE BASIS THROUGH THE TENDER OFFER ROUTE USING THE STOCK EXCHANGE MECHANISM FOR AN AGGREGATE CONSIDERATION OF UP TO ₹ 44,00,00,000/- (RUPEES FORTY FOUR CRORE ONLY) (THE "BUYBACK"), EXCLUDING TRANSACTION COSTS.

The Company has sent the letter of offer and Tender Form, along with the share transfer form, dated Tuesday, May 19, 2026 ("Letter of Offer"), in relation to the Buyback, through electronic means on Tuesday, May 19, 2026 to all Eligible Shareholders holding Equity Shares as on the Record Date i.e. Friday, May 15, 2026, whose e-mail IDs are registered with the Company or Depositories, in accordance with the Buyback Regulations and such other circulars or notifications, as may be applicable. Further, in terms of Regulation 9(ii) of the Buyback Regulations, if a request is received from any Eligible Shareholder for a physical copy of the Letter of Offer, the same shall be dispatched physically by registered post / speed post / courier.

For the detailed schedule of activities in relation to the Buyback, please refer to the Letter of Offer. A brief schedule of activities for the Buyback is as below:

BUYBACK OPENS ON	THURSDAY, MAY 21, 2026
BUYBACK CLOSING ON	WEDNESDAY, MAY 27, 2026
LAST DATE OF RECEIPT OF COMPLETED TENDER FORMS AND OTHER SPECIFIED DOCUMENTS BY THE REGISTRAR TO THE BUYBACK	ON OR BEFORE 5:00 P.M. (IST) ON WEDNESDAY, MAY 27, 2026

The entitlement ratio for eligible shareholders is as below:

CATEGORY OF ELIGIBLE SHAREHOLDERS	RATIO OF BUYBACK ENTITLEMENT*
Reserved category for small shareholders	1 equity share(s) for every 9 equity shares held on the record date
General category for all other shareholders	1 equity share(s) for every 9 equity shares held on the record date

\*For further information in relation to the entitlement ratio for the Buyback in each category, see the section titled "Process and Methodology for the Buyback" in the Letter of Offer.

ELIGIBLE SHAREHOLDERS CAN ALSO CHECK THEIR ENTITLEMENT ON THE WEBSITE OF THE REGISTRAR TO THE BUYBACK BY FOLLOWING THE STEPS GIVEN BELOW:

- Click on <https://in.mpmf.com/Offer/Default.aspx>
- Select the name of the Company - "Sarla Performance Fibers Limited - Buyback 2026"
- Select holding type - "Demat" or "Physical" or PAN
- Based on the option selected above, enter your "Folio Number" or "NSDL DPID/Client ID" or "CDSL Client ID"
- Enter the Security code and click on Submit
- Then Click on "View" button
- The entitlement will be provided in the pre-filled "FORM OF ACCEPTANCE-CUM ACKNOWLEDGEMENT"

A copy of the Letter of Offer is available on the Company's website (www.sarlafibers.com), on the website of the Registrar (www.in.mpmf.com) and on the website of Manager to the Buyback (www.mnclgroup.com).

Capitalised terms used but not defined in this Advertisement shall have the meaning ascribed to such terms in the Letter of Offer.

MANAGER TO THE OFFER	REGISTRAR TO THE OFFER
 <b>Monarch Network Capital Limited</b> Laxmi Tower, G Block, 4th Floor, B Wing, Bandra Kurla Complex, Bandra (E), Mumbai-400 05, Maharashtra, India Tel: +91 22-66476400 Contact Person: Saahil Kinkhabwala / Aayushi Poddar Email: ecm@mnclgroup.com Website: www.mnclgroup.com Investor grievance email: mbd@mnclgroup.com SEBI Registration Number: INM000011013 Corporate Identity Number: L64990GJ1993PLC120014	 <b>MUFG Intime Private Limited</b> (Formerly Link Intime India Private Limited) Address: C-101, Embassy 247, 1 <sup>st</sup> Floor, L B S Marg, Vikhroli (West), Mumbai 400 083, Maharashtra, India Tel: +91 810 811 4949 / Fax: +91 22 49786060 Email: sarlaperformancefibers.buyback2026@in.mpmf.com Investor Grievance E-mail: sarlaperformancefibers.buyback2026@in.mpmf.com Website: www.in.mpmf.com Contact person: Ms. Shanti Gopalkrishnan SEBI Registration Number: INR000004058 Corporate Identity Number: U67190MH1999PTC118368

For and on behalf of the Board of Directors of the Company

Sd/- Mr. Krishna Madhusudan Jhunjunwala, Managing Director, DIN: 00097175	Sd/- Kanav Krishna Jhunjunwala, Whole Time Director DIN: 09507192	Sd/- Mr. Mustafa Manasawala, Company Secretary & Compliance Officer M. No. A76344
--	--	--

Date: May 19, 2026 Place: Mumbai

**DION GLOBAL SOLUTIONS LIMITED**

CIN: L74899DL1994PLC058032

Registered Office: DA-18, Top Floor, Vikash Marg, Shakarpur, Delhi-110092

**STATEMENT OF AUDITED STANDALONE FINANCIAL RESULTS FOR THE QUARTER AND YEAR ENDED MARCH 31, 2026**

(ALL AMOUNTS ARE IN ₹ LAKHS UNLESS OTHERWISE STATED)

S. No.	Particulars	Quarter ended		Year ended		
		March 31, 2026 (Audited)	Dec. 31, 2025 (Unaudited)	March 31, 2025 (Audited)	March 31, 2026 (Audited)	March 31, 2025 (Audited)
<b>Revenue</b>						
I Revenue from Operations		277.16	373.81	336.63	1226.40	1047.28
II Other Income		6.75	3.07	5.63	15.77	14.98
<b>III Total Revenue (I+II)</b>		<b>283.91</b>	<b>376.88</b>	<b>342.26</b>	<b>1,242.17</b>	<b>1,062.26</b>
<b>IV Expenses</b>						
Employee Benefits Expenses		219.06	224.88	214.69	922.77	885.45
Rent		7.34	7.56	6.76	29.38	26.72
Travelling and Conveyance		3.84	1.68	0.73	8.05	4.26
Finance Costs		0.00	0.00	0.00	0.00	0.00
Depreciation and Amortization Expense		1.74	1.70	1.75	6.81	7.24
Other Expenses		67.89	72.17	60.37	264.00	234.62
<b>Total Expenses (IV)</b>		<b>299.67</b>	<b>307.99</b>	<b>284.30</b>	<b>1,231.01</b>	<b>1,158.29</b>
<b>V Profit/(Loss) Before Exceptional Items and Tax</b>		<b>(15.76)</b>	<b>68.89</b>	<b>57.96</b>	<b>11.16</b>	<b>(96.03)</b>
<b>VI Exceptional Items</b>		<b>0.00</b>	<b>0.00</b>	<b>0.00</b>	<b>0.00</b>	<b>0.00</b>
<b>VII Profit/(Loss) Before Tax</b>		<b>(15.76)</b>	<b>68.89</b>	<b>57.96</b>	<b>11.16</b>	<b>(96.03)</b>
<b>VIII Tax Expense</b>		<b>0.00</b>	<b>0.00</b>	<b>0.00</b>	<b>0.00</b>	<b>0.00</b>
<b>IX Profit/(Loss) After Tax</b>		<b>(15.76)</b>	<b>68.89</b>	<b>57.96</b>	<b>11.16</b>	<b>(96.03)</b>
<b>X Other Comprehensive Income-</b>						
(i) Items that will not be reclassified to Profit or Loss						
Re-measurement Gains/(Losses) on Defined Benefit Plans		14.57	0.00	8.51	14.57	8.51
<b>XI Total Comprehensive Income for the Year (IX+X)</b>		<b>(1.19)</b>	<b>68.89</b>	<b>66.47</b>	<b>25.73</b>	<b>(87.51)</b>
<b>XII Paid up equity share capital (Face ValueRs. 10/- Per Share)</b>		<b>3,222.74</b>	<b>3,222.74</b>	<b>3,222.</b>		


### Zydus Lifesciences Limited

Registered Office: Zydus Corporate Park, Scheme No. 63, Survey No. 536, Khoraj (Gandhinagar),  
Near Vaishnodevi Circle, Sarkhej- Gandhinagar Highway, Ahmedabad - 382481  
Tel. No.: (+91-79) 4804 0000, Website: www.zyduslife.com  
CIN : L24230GJ1995PLC025878

#### Extract of Consolidated Financial Results for the Quarter and Year Ended March 31, 2026

Sr. No.	Particulars	INR Million				
		Quarter ended		Year ended		
		31/03/2026 (Unaudited)	31/12/2025 (Unaudited)	31/03/2025 (Unaudited)	31/03/2026 (Audited)	31/03/2025 (Audited)
1	Total income from operations	75,870	68,645	65,279	271,484	232,415
2	Net profit for the period before exceptional items and tax	20,572	14,383	18,916	71,377	62,463
3	Net profit for the period after exceptional items but before tax	16,597	13,534	16,720	66,211	60,267
4	Net profit for the period after tax and non-controlling interest	12,725	10,421	11,709	50,400	45,255
5	Total comprehensive income for the period after tax and non-controlling interest	7,902	10,213	11,483	42,673	44,257
6	Paid-up equity share capital (Face value Re. 1/-)	1,006	1,006	1,006	1,006	1,006
7	Other equity				270,108	238,525
8	Earnings per share (not annualised for the quarter)					
a	Basic (Rs.)	12.65	10.36	11.64	50.09	44.97
b	Diluted (Rs.)	12.65	10.36	11.64	50.09	44.97

Note:  
[1] The above is an extract of the detailed format of Quarterly/ Yearly Financial Results filed with the Stock Exchanges under Regulation 33 of the SEBI [Listing Obligations and Disclosure Requirements] Regulations, 2015. The results, alongwith the Audit Reports are available on the Company's website: www.zyduslife.com, on the website of BSE [www.bseindia.com] and on the website of NSE [www.nseindia.com] and can also be accessed by scanning the following QR Code:



By Order of the Board,  
For Zydus Lifesciences Limited,

Dr. Sharvil P. Patel  
Managing Director  
DIN: 00131995

Date: May 19, 2026  
Place: Ahmedabad

### EUREKA FORBES LIMITED

CIN : L27310MH2008PLC188478  
Registered Office: B1/B2, 7<sup>th</sup> Floor, 701, Marathon Innova, Ganpatrao Kadam Marg, Lower Parel, Mumbai, Maharashtra - 400013, India.  
Phone No.: +91 22 4882 1700 | Fax No.: +91 22 4882 1701 | Website: www.eurekaforbes.com | E-mail: compliance@eurekaforbes.com


#### EXTRACT OF AUDITED STANDALONE AND CONSOLIDATED FINANCIAL RESULTS FOR THE QUARTER AND YEAR ENDED MARCH 31, 2026

(Rs. in Lakhs)

Sr. No.	Particulars	STANDALONE				CONSOLIDATED					
		Quarter ended		Year ended		Quarter ended		Year ended			
		31.03.2026 (Unaudited)	31.12.2025 (Unaudited)	31.03.2025 (Unaudited)	31.03.2026 (Audited)	31.03.2025 (Unaudited)	31.12.2025 (Unaudited)	31.03.2025 (Unaudited)	31.03.2026 (Audited)	31.03.2025 (Audited)	
1	Total income from operations	68,887.42	65,056.48	61,684.82	2,73,363.82	2,45,016.44	68,861.35	65,081.54	61,704.66	2,73,279.50	2,45,147.89
2	Net Profit / (Loss) for the period (before Tax, Exceptional and/or Extraordinary items#)	6,847.99	5,280.31	6,587.52	25,613.91	21,379.25	6,857.00	5,413.20	6,528.75	25,974.22	21,652.09
3	Net Profit / (Loss) for the period before Tax (after Exceptional and/or Extraordinary items#)	6,847.99	1,236.13	6,795.21	21,569.73	21,886.94	6,857.00	1,369.02	6,646.44	21,930.04	22,069.78
4	Net Profit / (Loss) for the period after tax (after Exceptional and/or Extraordinary items#)	5,109.40	900.22	5,075.18	16,020.70	16,328.65	5,102.84	997.88	4,948.10	16,262.37	16,441.47
5	Total Comprehensive Income for the period [Comprising Profit / (Loss) for the period (after tax) and Other Comprehensive Income (after tax)]	5,508.94	1,197.29	4,908.31	16,545.62	15,985.24	5,472.22	1,283.93	4,798.30	16,786.47	16,096.51
6	Equity Share Capital	19,349.18	19,349.18	19,347.92	19,349.18	19,347.92	19,349.18	19,349.18	19,347.92	19,349.18	19,347.92
7	Reserves (excluding Revaluation Reserve as shown in the Balance Sheet)	-	-	-	4,37,954.42	4,19,149.15	-	-	-	4,40,568.09	4,21,520.82
8	Earnings Per Share (of Rs. 10/- each) (for continuing and discontinued operations) - 1. Basic: 2. Diluted:*	2.63 2.63*	0.46 0.46*	2.62 2.61*	8.24 8.24*	8.40 8.40*	2.62 2.62*	0.52 0.52*	2.56 2.55*	8.36 8.36*	8.46 8.46*

\*Impact due to grant of ESOP's has been considered while arriving at the diluted EPS.  
#Exceptional and/or Extraordinary items adjusted in the Statement of Profit and Loss in accordance with Ind-AS Rules / AS Rules, whichever is applicable.

Note:  
1. The Audited Standalone and Consolidated Financial Results for the Quarter and Year ended March 31, 2026 have been reviewed and recommended by the Audit Committee and approved by the Board of Directors of the Company at their respective meetings held on May 19, 2026. The Standalone and Consolidated Financial Results for the Quarter ended March 31, 2026 have been audited by the Statutory Auditors.  
2. The above is an extract of the detailed format of Audited Standalone and Consolidated Financial Results for the Quarter and Year ended March 31, 2026 filed with Stock Exchanges under Regulation 33 of the Securities and Exchange Board of India (Listing Obligations and Disclosure Requirements) Regulations, 2015. The full format of the above Financial Results are available on the websites of Stock Exchanges (www.bseindia.com and www.nseindia.com) and Company's website at www.eurekaforbes.com. The same can be accessed on the Company's website by scanning the QR Code provided below:



For Eureka Forbes Limited  
Sd/-  
Pratik Pota  
Managing Director & CEO  
DIN : 00751178

Place: Mumbai  
Date: May 19, 2026

### M Mayur Uniquoters Limited

Regd. Office and Works: Jaipur Sikar Road, Village Jaitpura, Distt. Jaipur-303704 (Raj.) India.  
Tel: 91-1423-224001 Fax: 91-1423-224420 CIN No. L18101RJ1992PLC006952 E-Mail: secr@mayur.biz

#### Extract of Consolidated Financial Results for the Quarter and Year Ended 31st March 2026

(Rs. in Lakhs, except stated)

S.No.	Particulars	Quarter Ended		Year Ended	
		31.03.2026 (Unaudited)	31.12.2025 (Unaudited)	31.03.2025 (Unaudited)	31.03.2026 (Audited)
		31.03.2026 (Unaudited)	31.12.2025 (Unaudited)	31.03.2025 (Unaudited)	31.03.2026 (Audited)
1	Total Income from Operations	27,665.10	25,683.69	26,211.04	102,207.62
2	Operating Profit (PBIDT)	8,901.87	7,484.59	6,456.78	28,973.54
3	Net Profit/ (Loss) for the period Before Tax	8,123.35	6,716.39	5,694.84	25,898.23
4	Net Profit / (Loss) for the period After Tax	5,943.46	5,073.25	4,150.23	19,174.00
5	Total Comprehensive Income for the period	6,282.68	5,233.14	4,183.32	19,865.61
6	Equity Share Capital (of Rs. 5/- each)	2,172.63	2,172.63	2,172.63	2,172.63
7	Other Equity (Reserves)	-	-	-	111,077.52
8	Earning Per Share: - Basic (in Rs.) - Diluted (in Rs.)	13.68 13.68	11.68 11.68	9.54 9.54	44.13 44.13

Notes: \*Standalone Financial Information of the Company, pursuant to Regulation 47(1)(b) of SEBI (LODR):

S.No.	Particulars	Quarter Ended			Year Ended	
		31.03.2026 (Unaudited)	31.12.2025 (Unaudited)	31.03.2025 (Unaudited)	31.03.2026 (Audited)	31.03.2025 (Audited)
1	Turnover	26,054.79	23,698.82	21,418.09	94,170.96	82,020.64
2	Operating Profit (PBIDT)	9,029.30	7,769.28	5,620.28	30,307.10	22,043.75
3	Profit before Tax	8,258.97	7,008.79	4,865.21	27,262.30	19,019.54
4	Profit after Tax	6,070.64	5,293.51	3,501.52	20,296.97	14,100.87

\*The above is an extract of the detailed format of Quarter and Year Ended Audited Financial Results filed with the Stock Exchanges under Regulation 33 of the SEBI (Listing Obligations and Disclosure Requirements) Regulations, 2015. The full format of the Audited Standalone and Consolidated Quarterly and Yearly Financial Results are available on the website of the Stock Exchanges i.e. www.nseindia.com and www.bseindia.com, and also on Company's website at www.mayuruniquoters.com



For and on behalf of the Board of Directors  
Suresh Kumar Poddar  
Chairman & Managing Director & CEO  
DIN-00022395

Place: Jaipur  
Date: May 19, 2026



PU Garments



Handbag



Automotive



Footwear



Furnishing



Marine Upholstery



Accessories

### SARLA PERFORMANCE FIBERS LIMITED

CIN: L31909DN1993PLC000056  
Registered Office: Survey No. 59/1/4, Amlil Piparia Industrial Estate, Silvassa - 396 230, U.T. of Dadra & Nagar Haveli  
Corporate Office: 304, Arcadia Building, 195, NCPA Marg, Nariman Point, Mumbai - 400021.  
Contact Person: Mr. Mustafa Manasawala, Company Secretary and Compliance Officer  
Tel: 0260-3290467 | Fax: 0260-2631356 | Email: investors@sarfifibers.com  
Website: www.sarfifibers.com

#### OFFER TO BUYBACK UP TO 40,00,000 (FORTY LAKH ONLY) EQUITY SHARES AT A PRICE OF ₹ 110/- (RUPEES ONE HUNDRED TEN ONLY) PER EQUITY SHARE, PAYABLE IN CASH, ON A PROPORTIONATE BASIS THROUGH THE TENDER OFFER ROUTE USING THE STOCK EXCHANGE MECHANISM FOR AN AGGREGATE CONSIDERATION OF UP TO ₹ 44,00,00,000/- (RUPEES FORTY FOUR CRORE ONLY) (THE "BUYBACK"), EXCLUDING TRANSACTION COSTS.

The Company has sent the letter of offer and Tender Form, along with the share transfer form, dated Tuesday, May 19, 2026 ("Letter of Offer"), in relation to the Buyback, through electronic means on Tuesday, May 19, 2026 to all Eligible Shareholders holding Equity Shares as on the Record Date i.e. Friday, May 15, 2026, whose e-mail IDs are registered with the Company or Depositories, in accordance with the Buyback Regulations and such other circulars or notifications, as may be applicable. Further, in terms of Regulation 9(ii) of the Buyback Regulations, if a request is received from any Eligible Shareholder for a physical copy of the Letter of Offer, the same shall be dispatched physically by registered post / speed post / courier.

For the detailed schedule of activities in relation to the Buyback, please refer to the Letter of Offer. A brief schedule of activities for the Buyback is as below:

BUYBACK OPENS ON	THURSDAY, MAY 21, 2026
BUYBACK CLOSES ON	WEDNESDAY, MAY 27, 2026
LAST DATE OF RECEIPT OF COMPLETED TENDER FORMS AND OTHER SPECIFIED DOCUMENTS BY THE REGISTRAR TO THE BUYBACK	ON OR BEFORE 5:00 P.M. (IST) ON WEDNESDAY, MAY 27, 2026

The entitlement ratio for eligible shareholders is as below:

CATEGORY OF ELIGIBLE SHAREHOLDERS	RATIO OF BUYBACK ENTITLEMENT*
Reserved category for small shareholders	1 equity share(s) for every 9 equity shares held on the record date
General category for all other shareholders	1 equity share(s) for every 9 equity shares held on the record date



\*For further information in relation to the entitlement ratio for the Buyback in each category, see the section titled "Process and Methodology for the Buyback" in the Letter of Offer.

ELIGIBLE SHAREHOLDERS CAN ALSO CHECK THEIR ENTITLEMENT ON THE WEBSITE OF THE REGISTRAR TO THE BUYBACK BY FOLLOWING THE STEPS GIVEN BELOW:

- Click on <https://in.mpmf.com/Offer/Default.aspx>
- Select the name of the Company - "Sarfa Performance Fibers Limited- Buyback 2026"
- Select holding type - "Demat" or "Physical" or PAN
- Based on the option selected above, enter your "Folio Number" or "NSDL DPID/Cient ID" or "CDSL Client ID"
- Enter the Security code and click on Submit
- Then Click on "View" button
- The entitlement will be provided in the pre-filled "FORM OF ACCEPTANCE-CUM ACKNOWLEDGEMENT"

A copy of the Letter of Offer is available on the Company's website (www.sarfifibers.com), on the website of the Registrar (www.in.mpmf.com) and on the website of Manager to the Buyback (www.mncgroup.com).

Capitalised terms used but not defined in this Advertisement shall have the meaning ascribed to such terms in the Letter of Offer.

MANAGER TO THE OFFER	REGISTRAR TO THE OFFER
 <b>Monarch North Capital Limited</b> Laxmi Tower, G Block, 4th Floor, B Wing, Bandra Kuria Complex, Bandra (E), Mumbai-400 05, Maharashtra, India Tel: +91-22-66476400 Contact Person: Saahil Kinkhabwala / Aayushi Poddar Email: ecm@mncgroup.com Website: www.mncgroup.com Investor grievance email: mbd@mncgroup.com SEBI Registration Number: INM00011013 Corporate Identity Number: L64990GJ1993PLC120014	 <b>MUFG Intime India Private Limited</b> (Formerly Link Intime India Private Limited) Address: C-101, Embassy 247, 1 <sup>st</sup> Floor, L B S Marg, Vikhroli (West), Mumbai 400 083, Maharashtra, India Tel: +91 810 811 4949 / Fax: +91 22 49786060 Email: sarfiprformancefiber.buyback2026@in.mpmf.com Investor Grievance E-mail: sarfiprformancefiber.buyback2026@in.mpmf.com Website: www.in.mpmf.com Contact person: Ms. Shanti Gopalkrishnan SEBI Registration Number: INR00004058 Corporate Identity Number: U67190MH1999PTC118368

For and on behalf of the Board of Directors of the Company

Sd/- Mr. Krishna Madhusudan Jhunjhunwala, Managing Director, DIN: 00097175	Sd/- Kanav Krishna Jhunjhunwala, Whole Time Director DIN: 09507192	Sd/- Mr. Mustafa Manasawala Company Secretary & Compliance Officer M. No. A76344
---	---	---

Date: May 19, 2026 Place: Mumbai

### DION GLOBAL SOLUTIONS LIMITED

CIN: L74899DL1994PLC058032  
Registered Office: DA-18, Top Floor, Vikash Marg, Shakarpur, Delhi-110092

#### STATEMENT OF AUDITED STANDALONE FINANCIAL RESULTS FOR THE QUARTER AND YEAR ENDED MARCH 31, 2026

(ALL AMOUNTS ARE IN ₹ LAKHS UNLESS OTHERWISE STATED)

S. No.	Particulars	Quarter ended		Year ended	
		March 31, 2026 (Audited)	Dec. 31, 2025 (Unaudited)	March 31, 2025 (Audited)	March 31, 2026 (Audited)
	<b>Revenue</b>				
I	Revenue from Operations	277.16	373.81	336.63	1226.40
II	Other Income	6.75	3.07	5.63	15.77
III	<b>Total Revenue (I+II)</b>	<b>283.91</b>	<b>376.88</b>	<b>342.26</b>	<b>1,242.17</b>
	<b>Expenses</b>				
IV	Employee Benefits Expenses	219.06	224.88	214.69	922.77
	Rent	7.34	7.56	6.76	29.38
	Traveling and Conveyance	3.84	1.68	0.73	8.05
	Finance Costs	0.00	0.00	0.00	0.00
	Depreciation and Amortization Expense	1.74	1.70	1.75	6.81
	Other Expenses	67.69	72.17	60.37	264.00
	<b>Total Expenses (IV)</b>	<b>299.67</b>	<b>307.99</b>	<b>284.30</b>	<b>1,231.01</b>
V	<b>Profit/(Loss) Before Exceptional Items and Tax</b>	<b>(15.76)</b>	<b>68.89</b>	<b>57.96</b>	<b>11.16</b>
VI	Exceptional Items	0.00	0.00	0.00	0.00
VII	<b>Profit/(Loss) Before Tax</b>	<b>(15.76)</b>	<b>68.89</b>	<b>57.96</b>	<b>11.16</b>
VIII	Tax Expense	0.00	0.00	0.00	0.00
IX	<b>Profit/(Loss) After Tax</b>	<b>(15.76)</b>	<b>68.89</b>	<b>57.96</b>	<b>11.16</b>
X	<b>Other Comprehensive Income-</b>				
	(i) Items that will not be reclassified to Profit or Loss				
	Re-measurement Gains/(Losses) on Defined Benefit Plans	14.57	0.00	8.51	14.57
XI	<b>Total Comprehensive Income for the Year (IX+X)</b>	<b>(1.19)</b>	<b>68.89</b>	<b>66.47</b>	<b>(87.51)</b>
XII	<b>Paid up equity share capital (Face ValueRs. 10/- Per Share)</b>	<b>3,222.74</b>	<b>3,222.74</b>	<b>3,222.74</b>	<b>3,222.74</b>
XIII	<b>Earnings per equity share</b>				
	Basic (₹)	(0.00)	0.21	0.21	0.08
	Diluted (₹)	(0.00)	0.21	0.21	0.08
XIV	<b>Earnings before depreciation and amortisation expenses, finance costs, exceptional items, tax expenses (EBITDA)</b>	<b>(14.02)</b>	<b>70.59</b>	<b>59.71</b>	<b>17.97</b>

Notes to the results:  
1. The above is an extract of the detailed format of quarterly Audited Financial Results filed with the Stock Exchange under Regulation 33 of the SEBI (Listing Obligations and Disclosure Requirements) Regulations, 2015. The full format of the quarterly ended Audited Financial Results are available on the Stock Exchange website i.e. www.bseindia.com and also on the company's website www.dionglobal.com  
2. An application was filed against M/s DION GLOBAL SOLUTIONS LIMITED under Section 9 of Insolvency and Bankruptcy Code, 2016 read with Rule 6 of the Insolvency and Bankruptcy (Application to Adjudicating Authority) Rules, 2016 before the Hon'ble NCLT Delhi with a prayer to commence the Corporate Insolvency Resolution Process (CIRP). The said application for initiation of Corporate Insolvency Resolution Process (CIRP) has been admitted by Hon'ble National Company Law Tribunal (NCLT), New Delhi Bench, (Hon'ble NCLT/Hon'ble Adjudicating Authority) vide its order dated 18.08.2020. Under the IBC proceedings, the powers of the Board were suspended with effect from 18.08.2020. The NCLT order also provided for a moratorium with effect from 18.08.2020 till the completion of the Corporate Insolvency Resolution Process (CIRP) or until it approves the resolution plan under section 31(1) or passes an order for liquidation of the company under section 33, whichever is earlier. Currently, the CIRP process in respect of the company is in progress. In terms of Section 20 of Insolvency code, the management and operations of the Company are being managed by Interim Resolution Professional (IRP) / Resolution Professional (RP).  
3. All the executive directors of the Company, CFO and Company Secretary had resigned from the Company before the commencement of CIRP. In the absence of these concerned officials, who are primarily responsible for the book closure process and financial reporting, the Resolution Professional has got these financial statements prepared through present employees of the Company and hired consultants. These financial statements have been taken on record by the Resolution Professional while exercising the powers of the Board of Directors of the Company, which have been conferred upon him in terms of the provisions of Section 17 of the Code. Resolution Professional has taken on record these financial statements in good faith solely for the purpose of compliance and discharging his duty under the Code.  
4. As per regulation 33(d) of the SEBI (LODR), 2015, if the listed entity has subsidiaries, it shall, while submitting annual audited standalone financial results also submit annual audited consolidated financial results along with the audit report. It is to be noted that Resolution Professional in his powers shall have control over management of the corporate debtor only and not on its subsidiary, associate, or any other group companies. Hence only standalone audited financial results are submitted with the stock exchange.  
5. As per Regulation 33(b) of the SEBI (Listing Obligations and Disclosure Requirements) Regulations, 2015, the Financial Results of a Company submitted to the Stock Exchange shall be signed by the Chairperson or Managing Director or Whole Time Director or in absence of all of them, it shall be signed by any of the Director of the Company who is fully authorised by the Board of Directors to sign the Financial Results. In view of the ongoing Corporate Insolvency Resolution Process commenced from 18th August 2020, powers of the Board of Directors have been suspended and these powers are now vested with the Resolution Professional of the Company vide the order passed by Hon'ble NCLT, New Delhi on 18.08.2020. Accordingly, the above Financial Results of the Company for the quarter ended 31st March 2026 were taken on record and authorised for issue to concerned authorities by the Resolution Professional.  
6. The above result has been prepared in accordance with the recognition and measurement principles of the accounting principles generally accepted in India, including the Indian Accounting Standards prescribed under section 133 of the Companies Act, 2013, read with relevant rules issued thereunder and other accounting principles generally accepted in India and are in compliance with regulation 33 of the SEBI (Listing Obligations and Disclosure Requirements) Regulations, 2015 (as amended).  
7. Figures for the quarters ended 31 March 2026 and 31 March 2025 represents the balancing figures between audited figures for the full financial year and published year to date figures upto the third quarter of the year ended 31 March 2026 and 31 March 2025 respectively, which has been subjected to limited review.  
8. A Resolution Plan received during the Corporate Insolvency Resolution Process has been approved by the Committee of Creditors and the same has been submitted to the Hon'ble NCLT. The matter is still pending with Hon'ble NCLT for final approval.  
9. As the Company is into Software Product and Services business, license fee revenue may vary from quarter to quarter.  
10. The Company is primarily engaged in the business of Software Product and Services, which in the opinion of management is considered to be the only reportable business segment as per Ind AS 108 on 'Operating Segments' prescribed under Section 133 of the Companies Act, 2013.  
11. The previous quarters' figures have been regrouped/ reclassified wherever necessary to correspond with the current quarters' classification/disclosure.

**FOR DION GLOBAL SOLUTIONS LIMITED**

Sd/-  
Pardeep Kumar Lakhani  
Resolution Professional  
Reg. No: IBBHPA-IPP-0054/2017-2018/10966

Place: New Delhi  
Date: 19.05.2026





# इक्रा ने आर्थिक वृद्धि दर का अनुमान घटाकर 6.2% किया

रेंटिंग एजेंसी ने वर्ष 2026-27 के लिए पहले 6.5 फीसद का अनुमान जारी किया था

नई दिल्ली, 19 मई (भाषा)।

रेंटिंग एजेंसी इक्रा ने वित्त वर्ष 2026-27 के लिए भारत की आर्थिक वृद्धि दर के अनुमान को घटाकर 6.2 फीसद कर दिया है। रेंटिंग एजेंसी ने पहले इसके 6.5 फीसद रहने का अनुमान लगाया था।

पश्चिम एशिया संकट के कारण कच्चे तेल की ऊंची कीमतों को देखते हुए वृद्धि दर के अनुमान घटाया गया है। इक्रा ने वित्त वर्ष 2025-26 के लिए जीडीपी वृद्धि का अनुमान 7.5 फीसद लगाया है, जो राष्ट्रीय सांख्यिकी कार्यालय (एनएसओ) के दूसरे अग्रिम अनुमान 7.6 फीसद से मामूली कम है। इक्रा की मुख्य अर्थशास्त्री अदिति नायर ने कहा कि पश्चिम एशिया में जारी गतिरोध के कारण कीमतों में अस्थिरता को देखते हुए, अब वित्त वर्ष 2026-27 में कच्चे तेल की औसत कीमत 95 डालर प्रति बैरल रहने का अनुमान है, जबकि हमारा पिछला अनुमान 85 डालर प्रति बैरल था।

परिणामस्वरूप, हमने वित्त वर्ष 2026-27 के जीडीपी (सकल घरेलू उत्पाद) वृद्धि के अपने अनुमान (2022-23 की स्थिर कीमतों पर) को घटाकर 6.2 फीसद कर दिया है जो पहले 6.5 फीसद था। रेंटिंग एजेंसी ने यह भी कहा कि 2025-26 की चौथी तिमाही में जीडीपी वृद्धि दर तीन तिमाहियों के निचले स्तर 7.0 फीसद पर आने का अनुमान है। तीसरी तिमाही में यह 7.8 फीसद रही थी।

औद्योगिक और सेवा क्षेत्रों में धीमी वृद्धि के कारण जीडीपी वृद्धि में कमी आने का अनुमान है। हालांकि, कृषि क्षेत्र के प्रदर्शन में मामूली सुधार की उम्मीद है। नायर ने कहा कि हालांकि, विनिर्माण मात्रा में धीमी वृद्धि, निर्यात

## चालू वित्त वर्ष में भारत की वृद्धि दर घटकर 6.7 फीसद रहने का अनुमान : इंडिया रेंटिंग्स

नई दिल्ली, 19 मई (भाषा)।

इंडिया रेंटिंग्स एंड रिसर्च ने चालू वित्त वर्ष में भारत की आर्थिक वृद्धि दर घटकर 6.7 फीसद रहने का मंगलवार को अनुमान जताते हुए कहा कि मांग एवं आपूर्ति दोनों में सुस्ती और वैश्विक अनिश्चितताएं इसकी प्रमुख वजह होंगी। रेंटिंग एजेंसी का यह अनुमान भारतीय रिजर्व बैंक (आरबीआई) के 6.9 फीसद की वृद्धि दर के अनुमान से कम है। इसके साथ ही केंद्रीय बैंक ने मुद्रास्फीति दर 4.6 फीसद पर रहने का अनुमान लगाया है। हालांकि, इंडिया रेंटिंग्स ने कहा कि ईंधन कीमतों में हालिया बढ़ोतरी के बावजूद खुदरा मुद्रास्फीति 4.4 फीसद पर रह सकती है जो कि आरबीआई के लक्षित दायरे के भीतर ही है।

रिपोर्ट के मुताबिक, पश्चिम एशिया में जारी संघर्ष के कारण कच्चे तेल और खाद्य कीमतों में बढ़ोतरी का असर पड़ेगा। साथ ही, 2026 के मध्य से मौसमी चक्र अल नीनी

में गिरावट और पश्चिम एशिया संकट के कारण मार्जिन पर दबाव के शुरुआती संकेतों को देखते हुए तिमाही में औद्योगिक सकल मूल्य वर्धन (जीवीए) वृद्धि पर असर पड़ा है। परिणामस्वरूप, हमारा अनुमान है कि जीडीपी वृद्धि दर 2025-26 की चौथी तिमाही में तीन तिमाहियों के निचले स्तर सात फीसद पर आ जाएगी, जो कि एनएसओ के तिमाही के लिए

की वजह से कृषि उत्पादन के प्रभावित होने की भी आशंका है, जिससे आर्थिक वृद्धि पर दबाव आएगा। इंडिया रेंटिंग्स की निदेशक (अर्थशास्त्र) मेधा अरोड़ा ने कहा कि प्रमुख चुनौतियों में भू-राजनीतिक तनाव, ऊंची मुद्रास्फीति, कमजोर पूंजी प्रवाह के कारण रुपए में गिरावट, सरकार के पूंजीगत व्यय में संभावित कमी, वैश्विक व्यापार की धीमी रफ्तार और औद्योगिक उत्पादन सूचकांक (आईआईपी) की कमजोर स्थिति शामिल हैं। रेंटिंग एजेंसी ने वित्त वर्ष 2026-27 में कच्चे तेल की औसत कीमत 95 डालर प्रति बैरल रहने का अनुमान लगाया है।

इसके अनुसार, यदि कच्चे तेल की कीमत में 10 डालर प्रति बैरल की बढ़ोतरी होती है, तो आर्थिक वृद्धि दर पर लगभग 0.44 फीसद अंक का नकारात्मक असर पड़ सकता है। रिपोर्ट के मुताबिक, यदि पूंजीगत व्यय में 10 फीसद की कमी आती है, तो वृद्धि दर घटकर करीब छह फीसद तक आ सकती है।

7.3 फीसद के अनुमान से कम है। वैश्विक वृद्धि में नरमी और पश्चिम एशिया संघर्ष के कारण उत्पन्न पोत परिवहन को लेकर समस्याओं का असर 2025-26 की मार्च तिमाही में भारत के वस्तु निर्यात पर पड़ा है और सालाना आधार पर यह 2.8 फीसद घटा है। दिसंबर तिमाही में इसमें मामूली 1.4 फीसद की वृद्धि हुई थी।

## ‘सुप्रीम कोर्ट जल्द ही सात न्यायाधीशों वाली संविधान पीठों का गठन करेगा’

जनसत्ता ब्यूरो  
नई दिल्ली, 19 मई।

प्रधान न्यायाधीश सूर्यकांत ने मंगलवार को कहा कि सुप्रीम कोर्ट जल्द ही सात न्यायाधीशों वाली संविधान पीठों का गठन करेगा ताकि लंबे समय से लंबित संवैधानिक संदर्भों की सुनवाई की जा सके। एक मामले की सुनवाई स्थगित करते हुए प्रधान न्यायाधीश ने कहा कि आगामी दिनों में सात जजों की पीठ गठित होने वाली है, जिसके कारण उनके पास अन्य मामलों की सुनवाई के लिए सीमित समय रहेगा।

गौरतलब है कि इस वर्ष सुप्रीम कोर्ट ने नौ जज पीठ के समक्ष लंबित दो महत्वपूर्ण मामलों इंडस्ट्री की परिभाषा और सबरीमला संदर्भ की सुनवाई पूरी कर ली है। इंडस्ट्री मामले की



प्रधान न्यायाधीश सूर्यकांत ने कहा कि पीठ के जरिए लंबे समय से लंबित संवैधानिक संदर्भों की सुनवाई की जा सकेगी।

सुनवाई मार्च में समाप्त हुई थी, जबकि सबरीमला मामले की सुनवाई पिछले सप्ताह पूरी हुई। नेशनल ज्यूडिशियल डेटा ग्रिड के अनुसार, वर्तमान में सात जजों की पीठ के समक्ष पांच मामले लंबित हैं। जिनमें कुल 34 अपील शामिल हैं।

सुप्रीम कोर्ट के इस कदम को महत्वपूर्ण संवैधानिक और विधिक प्रश्नों के शीघ्र निस्तारण की दिशा में अहम माना जा रहा है।

## तप रहा देश, अधिकतम बिजली की मांग 260.45 गीगावाट दर्ज

जनसत्ता ब्यूरो  
नई दिल्ली, 19 मई

गर्म हवाओं से देश तप रहा है। इसका असर बिजली की मांग पर साफ दर्ज किया गया है। मंगलवार को बिजली की मांग 260.45 गीगावाट के अब तक के सबसे उच्चस्तर पर पहुंच गई। इसका मुख्य कारण भीषण गर्मी के बीच एअर कंडीशनर (एसी) और डेजेट कूलर जैसे ठंडक प्रदान करने वाले उपकरणों का बढ़ता उपयोग रहा।

विद्युत मंत्रालय के मुताबिक आज दोपहर तीन बजकर 40 मिनट पर 260.45 गीगावाट (सौर ऊर्जा घंटे) की अधिकतम बिजली मांग सफलतापूर्वक पूरी की गई। यह एक नया कीर्तिमान है। सोमवार को बिजली की मांग ने

257.37 गीगावाट (सौर ऊर्जा घंटे) की अधिकतम मांग को भी पार कर लिया है, जिसे भी सफलतापूर्वक पूरा किया गया था। सोमवार को दोपहर तीन बजकर 42 मिनट पर अधिकतम मांग 257.37 गीगावाट दर्ज की गई और इसे पूरा किया गया। यह 25 अप्रैल, 2026 को दर्ज की गई पिछली रिकार्ड मांग 256.1 गीगावाट से अधिक थी।

मंत्रालय का अनुमान है कि इस गर्मी में देश की अधिकतम बिजली मांग 270 गीगावाट तक पहुंच सकती है। विशेषज्ञों का कहना है कि तापमान में वृद्धि और घरेलू तथा व्यावसायिक उपभोक्ताओं द्वारा एअर कंडीशनर, एअर कूलर और अन्य उपकरणों के बढ़ते उपयोग के कारण बिजली की मांग एवं खपत आगे और बढ़ सकती है।

## ‘ईपीएफओ सदस्य यूपीआइ से जल्द निकाल सकेंगे पैसा’

नई दिल्ली, 19 मई (भाषा)।

श्रम मंत्री मनसुख मांडविया ने मंगलवार को कहा कि कर्मचारी भविष्य निधि संगठन (ईपीएफओ) के अंशधारक जल्द ही यूपीआइ के जरिए कर्मचारी भविष्य निधि से पैसा निकाल कर सीधे अपने बैंक खातों में अंतरित कर सकेंगे। उन्होंने कहा कि यूपीआइ भुगतान गेटवे के जरिए कर्मचारी भविष्य निधि (ईपीएफ) से पैसा निकालने के लिए परीक्षण का काम पूरा हो चुका है।

मंत्री ने संवाददाताओं से कहा कि ईपीएफओ सेवा वितरण की गुणवत्ता में सुधार के लिए विभिन्न पहल कर रहा है। मांडविया ने कहा कि हमने यूपीआइ भुगतान गेटवे का उपयोग करके ईपीएफ से पैसा निकालने की

सुविधा देने को लेकर परीक्षण कार्य पूरा कर लिया है। इस सुविधा के तहत निकाली गई राशि सीधे सदस्य के बैंक खाते में अंतरित कर दी जाएगी।

श्रम मंत्रालय एक ऐसी परियोजना पर काम कर रहा है जिसके तहत ईपीएफ के एक निश्चित हिस्से पर रोक रहेगी और एक बड़ा हिस्सा युनिफाइड पेमेंट इंटरफेस (यूपीआइ) का उपयोग करके उनके बैंक खाते के माध्यम से निकाला जा सकेगा।

सदस्य अपने लिंक किए गए बैंक खातों में पैसा अंतरित करने के लिए उपलब्ध पात्र ईपीएफ राशि देख सकेंगे। वे अपने बैंक खातों में सुरक्षित रूप से धन अंतरण सुनिश्चित करने के लिए लेनदेन पूरा करने को लिंक किए गए यूपीआइ पिन का उपयोग कर सकेंगे।

## सोना 800 रुपए चढ़ा, चांदी 5,000 रुपए टूटी

नई दिल्ली, 19 मई (भाषा)।

अमेरिका-ईरान बातचीत में कामयाबी के संकेतों से महंगाई के दबाव की चिंता कम होने के कारण मंगलवार को राष्ट्रीय राजधानी के सरंफा बाजार में सोने की कीमत 800 रुपए बढ़कर 1.63 लाख रुपए प्रति 10 ग्राम हो गई। स्थानीय सरंफा बाजार के जानकारों के अनुसार, 99.9 फीसद शुद्धता वाले सोने की कीमत सोमवार के बंद स्तर 1,62,800 रुपए प्रति 10 ग्राम से 800 रुपए बढ़कर 1,63,600 रुपए प्रति 10 ग्राम हो गई।

हालांकि, कमजोर औद्योगिक मांग और वैश्विक बाजार में सुस्त रुख के कारण चांदी की कीमतें 5,000 रुपए घटकर 2,71,000 रुपए प्रति किलोग्राम (सभी टैक्स मिलाकर) रह गई।

## सीबीएसई का दावा, ठीक काम कर रहा है पुनर्मूल्यांकन पोर्टल

जनसत्ता ब्यूरो

नई दिल्ली, 19 मई।

केंद्रीय माध्यमिक शिक्षा बोर्ड (सीबीएसई) कक्षा 12 के पुनर्मूल्यांकन पोर्टल में तकनीकी खामियों को विद्यार्थियों को शिकायतों के बीच बोर्ड ने मंगलवार को दावा किया कि सिस्टम ठीक से काम कर रहा है। दिन की शुरुआत में लागू होने से संबंधित केवल कुछ समस्याओं की ही रिपोर्ट मिली थी।

कई विद्यार्थियों ने सोशल मीडिया मंच एक्स पर तकनीकी खराबी की शिकायत की

जिनका दावा था कि पोर्टल सही से चल रही रहा था और वे लागू न या आवेदन जमा नहीं कर पा रहे थे। सीबीएसई के परीक्षा नियंत्रक संयम भारद्वाज ने कहा कि उन्हें सुबह कुछ विद्यार्थियों के फोन आए थे जो लागू नहीं कर पा रहे थे लेकिन उसके बाद कोई शिकायत नहीं मिली।

उन्होंने कहा कि कभी-कभी जब विद्यार्थी एक ही पेज खोलते हैं, तो पहले से सेव किया गया पेज फिर से खुल जाता है। मैंने उनसे ‘कंप्यूटर रीस्टार्ट’ करने को कहा। उसके बाद मुझे कोई फोन नहीं आया।



जागरूकता

बीकानेर में मंगलवार को ऊर्जा और ईंधन संरक्षण पर छात्र पोस्टर प्रदर्शित करते हुए।

## ‘सरकार ने ओएनजीसी को परिचालन संबंधी संकट में डाला’

जनसत्ता ब्यूरो

नई दिल्ली, 19 मई

कांग्रेस ने मंगलवार को आरोप लगाया कि सरकार द्वारा तेल एवं प्राकृतिक गैस निगम लिमिटेड (ओएनजीसी) के गैस एवं तेल क्षेत्र में ‘वाटर इंजेक्शन’ में कमी किए जाने के कारण इस सरकारी कंपनी के सामने परिचालन संबंधी संकट खड़ा हो गया है।

पार्टी के वरिष्ठ नेता शक्ति सिंह गोहिल ने यह दावा भी किया कि भाजपा सरकार की नीतियों के कारण ही गुजरात राज्य पेट्रोलियम निगम

(जीएसपीसी) भी मुश्किल में है। गोहिल के आरोपों पर फिलहाल इन कंपनियों या पेट्रोलियम मंत्रालय की तरफ से कोई प्रतिक्रिया नहीं आई है। उन्होंने संवाददाता सम्मेलन में कहा कि घरेलू पेट्रोल, डीजल, गैस का 70 फीसद उत्पादन ओएनजीसी करती है। इसमें भी ओएनजीसी के तीन तेल एवं गैस फील्ड-मुंबई हाई, नीलम और हीरा फील्ड 59 फीसद तेल एवं गैस का उत्पादन करते हैं, लेकिन उन तीनों में 20 से लेकर 70 फीसद तक ह्रावट इंजेक्शन क्लक कर दिया गया। इसके कारण 2014 में एक साल में 369.5 करोड़ मीट्रिक टन का नुकसान देश को हुआ।

## खबर कोना



जम्मू और कश्मीर के रामबन जिले के सांगलदन पहाड़ी क्षेत्र में एक यात्री बस के सड़क से फिसलकर पलट जाने के बाद वहां एकत्रित लोग।

## कारोबार के अंतिम समय में तेज बिकवाली से शेयर बाजार में गिरावट

मुंबई, 19 मई (भाषा)।

कारोबार के अंतिम समय में तेज बिकवाली से बीएसई सूचकांक मंगलवार को 114 अंक के नुकसान में रहा जबकि एनएसई निफ्टी में 32 अंक की गिरावट आई। रुपए के रिकार्ड निचले स्तर पर पहुंचने को लेकर चिंताएं बढ़ने के साथ एचडीएफसी बैंक और रिलायंस इंडस्ट्रीज जैसी बड़ी कंपनियों के शेयरों में बिकवाली हुई। इसके कारण वैश्विक स्तर पर अनिश्चितता के बीच कच्चे तेल की ऊंची कीमत ने भी बाजार धारणा को प्रभावित किया। हालांकि, आईटी शेयरों में मजबूत लिवाली से गिरावट पर कुछ अंशुषा लगी। कारोबार के दौरान बाजार में ज्यादातर समय तेजी रही। लेकिन कारोबार समाप्त होने से पहले तेज बिकवाली से बाजार नुकसान में बंद हुआ। तीस शेयरों पर आधारित बीएसई सूचकांक 114.19 अंक यानी 0.15 फीसद की गिरावट के साथ 75,200.85 अंक पर बंद हुआ।

## देश का खाद्य तेल आयात 2025-26 में तीन फीसद बढ़ा : उद्योग निकाय

नई दिल्ली, 19 मई (भाषा)।

भारत का खाद्य तेल आयात वित्त वर्ष 2025-26 में तीन फीसद बढ़कर 166.51 लाख टन हो गया। नेपाल से शुल्क-मुक्त आयात में तेज वृद्धि इसकी मुख्य वजह रही। उद्योग निकाय एएसई ने यह जानकारी दी। देश का खाद्य तेल आयात वित्त वर्ष 2024-25 में 161.82 लाख टन रहा था। उद्योग निकाय सावटेंट एक्सप्लैट्स एसीएसएन आफ इंडिया (एएसई) ने मंगलवार को कहा कि दक्षिण एशियाई मुक्त व्यापार क्षेत्र (एसएफपीटी) समझौते के तहत भारतीय बाजारों में शून्य-शुल्क पहुंच का लाभ उठाने वाले नेपाल ने इस दौरान भारत को 7.36 लाख टन खाद्य तेल निर्यात किया, जो 2024-25 वर्ष के 3.45 लाख टन की तुलना में 113 फीसद अधिक है। नेपाल से भारत को निर्यात में परिकृत सोयाबीन तेल का सबसे बड़ा हिस्सा रहा जबकि सूरजमुखी तेल, आरबीडी पामोलीन और सरसों तेल कम मात्रा में भेजा गया।

## उद्योग जगत को मौजूदा हालात में घबराने की

नई दिल्ली, 19 मई (भाषा)।

वाणिज्य एवं उद्योग मंत्री पीयूष गोयल ने मंगलवार को उद्योग जगत से वैश्विक आर्थिक अनिश्चितताओं को अवसर में बदलने का आह्वान करते हुए कहा कि मौजूदा हालात में घबराने की जरूरत नहीं है। गोयल ने यहां इंडिया बिजनेस रिफॉर्म समिट 2026 को संबोधित करते हुए कहा कि वैश्विक भू-राजनीतिक परिस्थितियों को भारत के लिए कारोबारी प्रक्रियाओं को मजबूत करने, सुधारों को तेज करने और आपूर्ति शृंखलाओं को अधिक सुदृढ़ बनाने के अवसर के रूप में देखा जाना चाहिए।

Continued from previous page

**LISTING:** The Equity Shares issued through this Red Herring Prospectus are proposed to be listed on the BSE Limited ("BSE SME"), in terms of the Chapter IX of the SEBI (ICDR) Regulations, 2018, as amended from time to time. Our Company has received an In-Principle approval letter dated October 01, 2025 from BSE Limited for using its name in this Red Herring Prospectus for listing of our shares on the BSE Limited. For the purpose of this issue, the Designated Stock Exchange will be BSE Limited.

**DISCLAIMER CLAUSE OF SECURITIES AND EXCHANGE BOARD OF INDIA ("SEBI"):** "SEBI only gives its observations on the draft offer document and this does not constitute approval of either the issue or the specified securities stated in the offer document."

**DISCLAIMER CLAUSE OF BSE (THE DESIGNATED STOCK EXCHANGE):** "It is to be distinctly understood that the permission given by BSE Limited ("BSE") should not in any way be deemed or construed that the contents of the Prospectus or the price at which the equity shares are offered has been cleared, solicited or approved by BSE, nor does it certify the correctness, accuracy or completeness of any of the contents of the Prospectus. The investors are advised to refer to the Red Herring Prospectus for the full text of the Disclaimer clause pertaining to BSE on page 271 of Red Herring Prospectus."

**GENERAL RISKS:** Investments in equity and equity-related securities involve a degree of risk and investors should not invest any funds in this issue unless they can afford to take the risk of losing their investment. Investors are advised to read the risk factors carefully before taking an investment decision in this offering. For taking an investment decision, investors must rely on their own examination of our Company and the Issue, including the risks involved. The Equity Shares offered in this Issue have neither been recommended nor approved by Securities and Exchange Board of India nor does Securities and Exchange Board of India guarantee the accuracy or adequacy of this Red Herring Prospectus. Specific attention of the investors is invited to the section titled "Risk Factors" on page no.29 of the Red Herring Prospectus.

BOOK RUNNING LEAD MANAGER TO THE ISSUE	REGISTRAR TO THE ISSUE	COMPANY SECRETARY AND COMPLIANCE OFFICER
<p><b>Wealth Mine Networks Limited</b> 215 B, Manek Centre, P N Marg, Jamnagar-361 001, Gujarat, India. Tel No.: +91 77788 67143/ 82007 08527 Email: info@wealthminenetworks.com Website: www.wealthminenetworks.com Contact Person: Mr. Jay Trivedi/Miss Shabnam Khureshi Investor Grievance E-mail: complaints@wealthminenetworks.com SEBI Registration No: INM000013077</p>	<p><b>Purva Share Registry (India) Private Limited</b> Unit No. 9 Shiv Shakti Industrial Estate J.R. Boricha, Marg, Lower Panel (E), Mumbai - 400011, Maharashtra. Tel No.: +91 22 4961 4132 CIN: U67120MH1993PTC074079 Email: newissue@purvashare.com Website: www.purvashare.com Contact Person: Deepali Dhuri Investor Grievance E-mail: newissue@purvashare.com SEBI Registration No: INF000001112</p>	<p><b>Ms. Sangita Rajpurohit; Company Secretary and Compliance Officer of SMR Jewels Limited;</b> 3, Vrindavan Apartments, Gulbai Tekra Ahmedabad Gujarat, India.380006; Contact No.: +91(079) 49410333 Web site: www.smrjewels.in; E-mail: info@smrjewels.in Investors may contact the Company Secretary and Compliance Officer or the Registrar to the Issue in case of any pre-issue or post-issue related grievances including non-receipt of letters of allotment, non-credit of allotted equity shares in the respective beneficiary account, non-receipt of refund orders or non-receipt of funds by electronic mode, etc. For all issue related queries and for redressal of complaints, investors may also write to the BRLM.</p>

**Availability of Red Herring Prospectus:** Investors are advised to refer to the Red Herring Prospectus and the Risk Factors contained therein, before applying in the issue. Full copy of the Red Herring Prospectus will be available at the website of SEBI at www.sebi.gov.in, the website of Stock Exchange at www.bseindia.com, the website of BRLM at www.wealthminenetworks.com and website of Company at: www.smrjewels.in

**Availability of Bid-Cum-Application forms:** Bid-Cum-Application forms can be obtained from the Company: SMR JEWELS LIMITED, Book Running Lead Manager: Wealth Mine Networks Limited. Application Forms can also be obtained from the Stock Exchange and list of SCSSBs available on the website of SEBI at www.sebi.gov.in and website of Stock Exchange at www.bseindia.com.

**Application Supported by Blocked Amount (ASBA):** All investors in this issue have to compulsorily apply through ASBA. The investors are required to fill the ASBA form and submit the same to their banks. The SCSS will block the amount in the account as per the authority contained in ASBA form. On allotment, amount will be unblocked and account will be debited only to the extent required to be paid for allotment of shares. Hence, there will be no need of refund.

For more details on the issue process and how to apply, please refer to the details given in application forms and abridged prospectus and also please refer to the chapter "Issue Procedure" on page 301 of the Red Herring Prospectus.  
**BANKERS TO THE ISSUE / ESCROW COLLECTION BANK, REFUND BANK AND PUBLIC ISSUE BANK:** Kotak Mahindra Bank Limited  
**SPONSOR BANK:** Kotak Mahindra Bank Limited  
**SYNDICATE MEMBER:** Rikhav Securities Limited  
UPI: UPI Bidders can also bid through UPI mechanism.

All capitalized terms used herein and not specifically defined shall have the same meaning as ascribed to them in the RHP:

For, SMR JEWELS LIMITED  
Sd/-  
Mr. Vismay Manojkumar Soni  
Designation: Managing Director  
DIN: 08266861

**SMR JEWELS LIMITED** is proposing, subject to market conditions and other considerations, public issue of its Equity Shares and has filed the Red Herring Prospectus with the Registrar of Companies, Ahmedabad on May 18, 2026. The Red Herring Prospectus is available on the website of the Book Running Lead Manager at www.wealthminenetworks.com the website of the BSE i.e., www.bseindia.com, and website of our Company at www.smrjewels.in.

Investor should note that investment in equity shares involves a high degree of risk. For details, investors should refer to and rely on the Red Herring Prospectus, including the section titled "Risk Factors" of the Red Herring Prospectus, which has been filed with ROC. The Equity Shares have not been and will not be registered under the US Securities Act ("the Securities Act") or any state securities laws in United States and may not be issued or sold within the United States or to, or for the account or benefit of, "U.S. persons" (as defined in Regulations under the securities Act), except pursuant to an exemption from, or in a transaction not subject to, the registration requirements of the Securities Act of 1933.





# પ્રિન્સ પાઇપ્સ એન્ડ ફિટિંગ્સ લિમિટેડ

રજીસ્ટર્ડ ઓફિસ : સર્વે નં. ૧૩૨/૧/૧૩, અથલ રોડ, ગામ અથલ, નરોલી, સિલવાસા, દાદરા નગર હવેલી-૩૯૬૨૩૫  
કોર્પોરેશન ઓફિસ : આઠમો માળ, ઘ રુબી, ૨૯, સેનાપતી બાપટ માર્ગ, (તુલસી પાઇપ રોડ), દાદરા પશ્ચિમ, મુંબઇ-૪૦૦૦૨૮

Tel No.: 022-6602 2222 | Fax No.: 022 6602 2220  
Email id.: investor@princepipes.com | Website: www.Princepipes.com  
CIN: L26932DN1987PLC005837

## ૩૧ માર્ચ, ૨૦૨૬ ના રોજ પુરા થયેલા ત્રણ મહિનાના સ્ટેન્ડઅલોન અનએડિટેડ નાણાકીય પરિણામો અને ૩૧ માર્ચ, ૨૦૨૬ ના રોજ પુરા થયેલા વર્ષ માટે ઓડિટેડ નાણાકીય પરિણામોનો સારાંશ

રૂ. લાખોમાં

ક્રમ નં.	વિભાગો	૩૧.૦૩.૨૦૨૬ એ ત્રણ મહિના સમાપ્ત થયેલ (અનએડિટેડ)	૩૧.૧૨.૨૦૨૫ એ ત્રણ મહિના સમાપ્ત થયેલ (અનએડિટેડ)	૩૧.૦૩.૨૦૨૫ એ ત્રણ મહિના સમાપ્ત થયેલ (અનએડિટેડ)	વર્ષ સમાપ્ત થયું ૩૧.૦૩.૨૦૨૬ (ઓડિટેડ થયેલ)	વર્ષ સમાપ્ત થયું ૩૧.૦૩.૨૦૨૫ (ઓડિટેડ થયેલ)
1.	કામગીરીમાંથી આવક	8,500.73	5,732.70	7,196.54	25,983.32	25,239.16
2.	સમચગાળા માટે ચોખ્ખો નફો / (લુકસાન) (કર પહેલાં, અપવાદરૂપ અને/અથવા અસાધારણ વસ્તુઓ)	756.21	0.38	299.36	1,017.84	588.47
3.	કરવેરા પહેલાના સમચગાળા માટે ચોખ્ખો નફો / (લુકસાન) (અપવાદરૂપ અને/અથવા અસાધારણ વસ્તુઓ પછી)	561.05	(3.28)	241.78	752.30	431.35
4.	કર પછીના સમચગાળા માટે ચોખ્ખો નફો / (લુકસાન) (અપવાદરૂપ અને/અથવા અસાધારણ વસ્તુઓ પછી)	561.05	(23.77)	241.78	731.82	431.35
5.	સમચગાળા માટે કુલ વ્યાપક આવક [(કર પછી) સમચગાળા માટે નફો/(લુકસાન) અને અન્ય વ્યાપક આવક (કર પછી) નો સમાવેશ થાય છે]	559.15	(18.79)	243.30	735.93	430.93
6.	ઇક્વિટી શેર મૂકી (રૂ. 10/- પ્રતિ શેરની મૂળ કિંમત)	1,105.61	1,105.61	1,105.61	1,105.61	1,105.61
7.	પાછલા વર્ષના ઓડિટેડ બેલેન્સ શીટમાં દર્શાવ્યા મુજબ અનામત (પુનઃમૂલ્યાંકન અનામત સિવાય)				15,339.47	14,658.79
8.	શેર દીઠ કમાણી (રૂ. 10/- દરેક) (ચાલુ અને બંધ કામગીરી માટે) ૧. મૂળભૂત (રૂપિયામાં) (અપવાદરૂપ વસ્તુ સહિત) ૨. મૂળભૂત (રૂપિયામાં) (અપવાદરૂપ વસ્તુ સિવાય) ૩. ડિવિડેન્ડ (રૂપિયામાં) (અપવાદરૂપ વસ્તુ સહિત) ૪. ડિવિડેન્ડ (રૂપિયામાં) (અપવાદરૂપ વસ્તુ સિવાય)	5.07 5.07 5.07 5.07	(0.03) (0.21) (0.03) (0.21)	2.19 2.19 2.19 2.19	6.80 6.82 6.80 6.82	3.90 3.90 3.90 3.90

નોંધ:  
૧. ઉપરોક્ત ૩૧ માર્ચ, ૨૦૨૬ ના રોજ પુરા થયેલા નિમાસિક અને નવ મહિનાના સ્ટેન્ડઅલોન ફોર્મોનો એક અંશ છે, જે સેબી (લિસ્ટિંગ ઓફિસેશન ઓફ ડિસ્કોલોઝર ફિનાન્સિયલ ડેવલપમેન્ટ) રેગ્યુલેશન, ૨૦૧૫ ના નિયમન ૩૩ હેઠળ સ્ટોક એક્સ્ચેન્જમાં ફાઇલ કરવામાં આવ્યો હતો. ૩૧ માર્ચ, ૨૦૨૬ ના રોજ પુરા થયેલા નિમાસિક અને નવ મહિનાના સ્ટેન્ડઅલોન અનએડિટેડ નાણાકીય પરિણામોનું સંપૂર્ણ ફોર્મ ડાઉનલોડ કરવા માટે [www.bseindia.com](http://www.bseindia.com) અને કંપનીની વેબસાઇટ [www.princepipes.com](http://www.princepipes.com) પર ઉપલબ્ધ છે.  
૨. ઉપરોક્ત પરિણામો સમીક્ષા ઓફિસ દ્વારા કરવામાં આવી હતી અને ૧૯.૦૫.૨૦૨૬ ના રોજ યોજાયેલી તેમની બેઠકમાં બેઠકમાં ડિસ્કોલોઝર નોંધ દ્વારા મંજૂર કરવામાં આવી હતી અને કંપનીના વેદાનિક ઓફિસ દ્વારા તેની સમીક્ષા કરવામાં આવી હતી.  
૩. ૩૧.૦૩.૨૦૨૬ અને ૩૧.૧૨.૨૦૨૫ ના રોજ પુરા થયેલા નિમાસિક ગણના આંકડા ૩૧.૧૨.૨૦૨૫ (મર્યાદિત સમીક્ષા કરેલ) અને ૩૧.૦૩.૨૦૨૬ (મર્યાદિત સમીક્ષા કરેલ) ના રોજ પુરા થયેલા સમચગાળાના સંપૂર્ણ નાણાકીય વર્ષ અને પ્રકાશિત આંકડાઓના સંદર્ભમાં ઓડિટેડ કરેલા આંકડા વચ્ચેનો તફાવત દર્શાવેલ છે.  
૪. કંપનીના ડિસ્કોલોઝર નોંધ ૧૯.૦૫.૨૦૨૬ ના રોજ યોજાયેલી તેમની બેઠકમાં ૩૧.૦૩.૨૦૨૬ ના રોજ પુરા થયેલા વર્ષ માટે રૂ. ૧૦/- ની ફેસ વેલ્યુવાળા શેર દીઠ રૂ. ૧ ના અંતિમ ડિવિડેન્ડની ભલામણ કરી છે, જે આગામી વાર્ષિક સામાન્ય સામાન્ય શેરધારકોની મંજૂરીને આધીન છે.  
૫. ૨૫ નવેમ્બર, ૨૦૨૫ થી અમલમાં આવતા, ભારત સરકારે એક વર્ષના શ્રમ કાયદાઓને એકીકૃત માળખામાં એકીકૃત કર્યા છે જેમાં ચાર શ્રમ સંહિતાઓનો સમાવેશ થાય છે જેને "નવો શ્રમ સંહિતા" તરીકે ઓળખવામાં આવે છે. આના પરિણામ ૩૧.૧૨.૨૦૨૫ ના રોજ પુરા થયેલા નિમાસિક ગણના અને ૩૧.૦૩.૨૦૨૬ ના રોજ પુરા થયેલા વર્ષ માટે અપવાદરૂપ વસ્તુઓ હેઠળ સ્ટુ કરાવેલ કંપનીના કમ્પાઇન્ટી લાભો માટે જોગવાઈમાં અંતિમ વધારો થયો છે જે રૂ. ૨૦.૪૮ મિલિયન (કરમાંથી ચોખ્ખો રકમ) છે. કંપની નિયમો, અનુક્રમ રાજ્ય સરકાર નિયમો અને આ વાલ્યમાં વધુ સ્પષ્ટતા/માર્ગદર્શન અને ચોક્કસ હોય તો તેની અસર, ચોક્કસ હોય, તે પછી ઓળખવામાં આવશે.  
૬. ચાલુ વર્ષ દરમિયાન, Ind AS 23 "ઇન્ડિયાન પર્સ" ના કલ્પના (દેવ) મુજબ, વિદેશી ચલણ ઉધારથી ઉધારવાળા વિનિમય તફાવતોને વ્યાજ ખર્ચમાં ઓછાવા તરીકે ઓળખવામાં આવે છે તે હેટ ટુડી અથવા વિનિમય તફાવતોથી નાણાકીય પર્યાય ફરીથી યુદ્ધવાળા કરવામાં આવે છે.  
૭. ૩૧.૧૨.૨૦૨૫ ના રોજ પુરા થયેલા નિમાસિક ગણના અને ૩૧.૦૩.૨૦૨૬ ના રોજ પુરા થયેલા વર્ષ માટેનો નાણાકીય વર્ષ વિકાસ પ્લાન્ટ માટે વ્યાજ સંવેચનનો ચોખ્ખો હિસ્સો છે જે કુલ રૂ. ૬૪.૪૮ મિલિયન થાય છે.  
૮. ૩૧.૧૨.૨૦૨૫ ના રોજ પુરા થયેલા નિમાસિક ગણના અને ૩૧.૦૩.૨૦૨૬ ના રોજ પુરા થયેલા વર્ષના વેચાણમાં અગાઉના સમચગાળા માટે વધારાની ચોજના જોગવાઈ માટે INR ૫૧.૫૦ મિલિયનનો ચાર્ટ બેંક શામેલ છે.  
૯. કંપની મુખ્યત્વે ભારતમાં પાઇપ્સ, ફિટિંગ્સ અને સંલગ્ન ઉત્પાદનોના ઉત્પાદન અને વેચાણમાં ઈન્વોલ્વેડ છે. તેમાં પાઇપ્સ અને ફિટિંગ્સ, બાયવેર સેનિટરી અને નળ અને સંલગ્ન ઉત્પાદનોનો સમાવેશ થાય છે.



તારીખ : મે ૧૯, ૨૦૨૬  
સ્થળ : મુંબઇ

પ્રિન્સ પાઇપ્સ એન્ડ ફિટિંગ્સ લિમિટેડ વતીથી સહી/ જયંત શામશુ છેડા ચેરમેન અને મેનેજિંગ ડિરેક્ટર (સીન: ૦૦૦૧૩૨૦૬)

OFFER OPENING ADVERTISEMENT FOR THE BUYBACK OF EQUITY SHARES ON A PROPORTIONATE BASIS THROUGH TENDER OFFER UNDER THE SECURITIES AND EXCHANGE BOARD OF INDIA (BUYBACK OF SECURITIES) REGULATIONS, 2018 (AS AMENDED), ("BUYBACK REGULATIONS") FOR THE ATTENTION OF EQUITY SHAREHOLDERS / BENEFICIAL OWNERS OF THE EQUITY SHARES OF SARLA PERFORMANCE FIBERS LIMITED ("COMPANY").



**SARLA PERFORMANCE FIBERS LIMITED**  
CIN: L31909DN1993PLC000056  
Registered Office: Survey No. 59/1/4, Amli Piparia Industrial Estate, Silvassa - 396 230, U.T. of Dadra & Nagar Haveli  
Corporate Office: 304, Arcadia Building, 195, NGPA Marg, Nariman Point, Mumbai - 400021.  
Contact Person: Mr. Mustafa Manasawala, Company Secretary and Compliance Officer  
Tel: 0260-3290467 | Fax: 0260-2631356 | Email: investors@sarlafibers.com  
Website: www.sarlafibers.com

OFFER TO BUYBACK UP TO 40,00,000 (FORTY LAKH ONLY) EQUITY SHARES AT A PRICE OF ₹ 110/- (RUPEES ONE HUNDRED AND TEN ONLY) PER EQUITY SHARE, PAYABLE IN CASH, ON A PROPORTIONATE BASIS THROUGH THE TENDER OFFER ROUTE USING THE STOCK EXCHANGE MECHANISM FOR AN AGGREGATE CONSIDERATION OF UP TO ₹ 44,00,00,000/- (RUPEES FORTY FOUR CRORE ONLY) (THE "BUYBACK"), EXCLUDING TRANSACTION COSTS.

The Company has sent the letter of offer and Tender Form, along with the share transfer form, dated Tuesday, May 19, 2026 ("Letter of Offer"), in relation to the Buyback, through electronic means on Tuesday, May 19, 2026 to all Eligible Shareholders holding Equity Shares as on the Record Date i.e. Friday, May 15, 2026, whose e-mail IDs are registered with the Company or Depositories, in accordance with the Buyback Regulations and such other circulars or notifications, as may be applicable. Further, in terms of Regulation 9(ii) of the Buyback Regulations, if a request is received from any Eligible Shareholder for a physical copy of the Letter of Offer, the same shall be dispatched physically by registered post / speed post / courier.

BUYBACK OPENS ON	THURSDAY, MAY 21, 2026
BUYBACK CLOSES ON	WEDNESDAY, MAY 27, 2026
LAST DATE OF RECEIPT OF COMPLETED TENDER FORMS AND OTHER SPECIFIED DOCUMENTS BY THE REGISTRAR TO THE BUYBACK	ON OR BEFORE 5:00 P.M. (IST) ON WEDNESDAY, MAY 27, 2026
The entitlement ratio for eligible shareholders is as below:	
CATEGORY OF ELIGIBLE SHAREHOLDERS	RATIO OF BUYBACK ENTITLEMENT*
Reserved category for small shareholders	1 equity share(s) for every 9 equity shares held on the record date
General category for all other shareholders	1 equity share(s) for every 9 equity shares held on the record date

\*For further information in relation to the entitlement ratio for the Buyback in each category, see the section titled "Process and Methodology for the Buyback" in the Letter of Offer.  
ELIGIBLE SHAREHOLDERS CAN ALSO CHECK THEIR ENTITLEMENT ON THE WEBSITE OF THE REGISTRAR TO THE BUYBACK BY FOLLOWING THE STEPS GIVEN BELOW:  
1. Click on <https://in.mps.mufg.com/Offer/Default.aspx>  
2. Select the name of the Company - Sarla Performance Fibers Limited - Buyback 2026  
3. Select holding type - "Demat" or "Physical" or PAN  
4. Based on the option selected above, enter your "Folio Number" or "NSDL DPID/Client ID" or "CDSL Client ID"  
5. Enter the Security code and click on Submit  
6. Then Click on "View" button  
7. The entitlement will be provided in the pre-filled "FORM OF ACCEPTANCE-CUM ACKNOWLEDGEMENT"

A copy of the Letter of Offer is available on the Company's website ([www.sarlafibers.com](http://www.sarlafibers.com)), on the website of the Registrar ([www.in.mps.mufg.com](http://www.in.mps.mufg.com)) and on the website of Manager to the Buyback ([www.mnlgroup.com](http://www.mnlgroup.com)).

MANAGER TO THE OFFER	REGISTRAR TO THE OFFER
 <b>Monarch Network Capital Limited</b> Laxmi Tower, G Block, 4th Floor, B Wing, Bandra Kurla Complex, Bandra (E), Mumbai-400 05, Maharashtra, India Tel: +91-22-68476400 Contact Person: Saahil Kinkhabwala / Ayushii Poddar Email: <a href="mailto:ecm@mnclgroup.com">ecm@mnclgroup.com</a> Website: <a href="http://www.mnclgroup.com">www.mnclgroup.com</a> Investor grievance email: <a href="mailto:mbd@mnclgroup.com">mbd@mnclgroup.com</a> SEBI Registration Number: INM000011013 Corporate Identity Number: L649990G1993PLC120014	 <b>MUFUG Intime India Private Limited</b> (Formerly Link Intime India Private Limited) Address: C-101, Embassy 247, 1 <sup>st</sup> Floor, L B S Marg, Vikhroli (West), Mumbai 400 083, Maharashtra, India Tel: +91 810 811 4949 / Fax: +91 22 49786060 Email: <a href="mailto:sarlaperformancefiber.buyback2026@in.mps.mufg.com">sarlaperformancefiber.buyback2026@in.mps.mufg.com</a> Investor Grievance E-mail: <a href="mailto:sarlaperformancefiber.buyback2026@in.mps.mufg.com">sarlaperformancefiber.buyback2026@in.mps.mufg.com</a> Website: <a href="http://www.in.mps.mufg.com">www.in.mps.mufg.com</a> Contact person: Ms. Shanti Gopalkrishnan SEBI Registration Number: INF000004058 Corporate Identity Number: U67190HM1999PTC118368
For and on behalf of the Board of Directors of the Company	
Sd/- Mr. Krishna Madhusudan Jhunjhunwala, Managing Director, DIN: 00977175	Sd/- Kanav Krishna Jhunjhunwala, Whole Time Director DIN: 09507192
Sd/- Mr. Mustafa Manasawala Company Secretary & Compliance Officer M. No. A76344	
Date: May 19, 2026 Place: Mumbai	



## નોંધ

૧. સીધામરતી (વ્યવસ્થા સંચાલન) વિનિયમ ૧૯૯૯ અને સીધામરતી (ટેલિફોન શરતો અને નિયમ) વિનિયમ ૨૦૧૯ના વિનિયમન - ૮૬ ના મુજબ : ૧) ૨૦૧૯-૨૦ ટેલિફોન વોલ્ટ માટે ટ્રાન્સમિશન ટેલિફોન સમાયોજન અને ૨) પશ્ચિમી ક્ષેત્રમાં " માસ્ટર કન્ટ્રોલિંગ સ્કેમ (અનિયમિત આવકવહી) મુજબ પશ્ચિમી ક્ષેત્રમાં ફાઇબર ઓપ્ટિક સંચાર પ્રણાલીની સ્થાપના ' ના અંતર્ગત પરિવર્તનો માટે ૨૦૨૪-૨૬ ટેલિફોન વોલ્ટ માટે ટ્રાન્સમિશન ટેલિફોન નિર્ધારણ

## ૨. ટેલિફોન માહિતી ક) ૨૦૧૯-૨૪ ટેલિફોન વોલ્ટ

પરિવર્તન માહિતી	ડીઓસીઓ ઇસીઓડી	૩૧.૦૩.૨૦૨૬ ને લાગતો વર્ષ	૨૦૧૯-૨૦	૨૦૨૦-૨૧	૨૦૨૧-૨૨	૨૦૨૨-૨૩	૨૦૨૩-૨૪
સંયુક્ત પરિવર્તન	02.07.2019	8808.90	921.45	1101.97	1407.16	1552.11	1526.22

## ખ) ૨૦૨૪-૨૬ ટેલિફોન વોલ્ટ

પરિવર્તન માહિતી	૩૧.૦૩.૨૦૨૬ ને લાગતો વર્ષ	૨૦૨૪-૨૫	૨૦૨૫-૨૬	૨૦૨૬-૨૭	૨૦૨૭-૨૮	૨૦૨૮-૨૯
સંયુક્ત પરિવર્તન	8889.51	1,561.35	1,790.15	1,769.42	1,708.01	1,515.98

૪. પ્રથુલક દરમિયાન નિર્ધારણ માટે કરવામાં આવેલી અરજીની નકલ અરજદારની વેબસાઇટ [www.powergrid.in](http://www.powergrid.in) પર દર્શાવવામાં આવેલ છે.

૫. અરજીમાં સમાવિષ્ટ ટેલિફોન નકલ કરવા માટેની દસ્તાવેજો સૂચનો અને વાંધાઓ, જો કોઈ હોય તો, લાભાર્થી સહિત કોઈપણ વ્યક્તિ દ્વારા સેક્ટર, સેક્ટર ઇલેક્ટ્રિસિટી ડેવલપમેન્ટ કમિશન, છત્તી, સાતમો તેમજ આઠમો માળ ટાવર બી, વર્લ્ડ ટ્રેડ સેન્ટર, નોરોજી નગર, નવી દિલ્હી-૧૧૦૦૦૨ સમક્ષ દાખલ કરવામાં આવશે. (અથવા અન્ય સરનામું જ્યાં કમિશનની ઓફિસ આવેલી છે), આ નોટિસના પ્રકાશના ૩૦ દિવસની અંદર અરજદારને તેની કોપી ઓફિસના સરનામે એક નકલ સાથે મોકલવાની હશે.

સ્થળ : મુંબઇ  
તારીખ : ૧૯.૦૫.૨૦૨૬

સહી/ મહાનિર્ણય (વાલિયકિસ)

**પાવરગ્રિડ કોર્પોરેશન ઓફ ઇન્ડિયા લિમિટેડ**  
(ભારત સરકારની એન્ટરપ્રાઇઝ)  
નોંધ: સીએમી, પોલ નંબર ૨, સીએસ સી, સુવર્ણ, સિલવાસા - ૩૯૨ ૦૦૧  
રજિસ્ટર્ડ ઓફિસ: ૬-૪, ડુલાલ ઈન્સ્ટિટ્યુશનલ એડિસ, કમ્પાઉન્ડ સમ્બ, નવી દિલ્હી ૧૧૦ ૦૧૬  
ફોન : ૦૧૧-૨૬૫૯૨૨૨, ૨૬૫૯૨૨૩  
www.powergrid.in, CIN: L40101DL1989GOI038121

એક મહારાજ પીએસએચ

પ્રધાનમં, દાદરા & નગર હવેલી અને દમન & દીવ, કેન્દ્ર શાસિત પ્રદેશ  
૧ ના વિભાગ (પ્રોવિડેન્ટ), દાદરા & નગર હવેલી

ટેન્ડરનું આમંત્રિત્ર કરવાની સુચના

વિષય: દક્ષિણ ક્ષેત્ર (૪૫૦ હેક્ટર), દાદરા અને નગર હવેલી પ્રદેશિક વિભાગ, ૧ ના વિભાગ, દાદરા અને નગર હવેલી નથા દમન અને દીવના ૧ ના વિભાગમાં જોડાઈ/નિર્માણ પ્લાન-ટેન્ડરના નિર્માણ માટે વાલેન્ટ સામગ્રી પૂરી પાડવા નથા તેની સીલિંગ, અનસીલિંગ અને પરિવહનની કામગીરી કરવી.

ટેન્ડર નં.	: 4-2/313/ED/T/GN/2026/860
ટેન્ડર દસ્તાવેજોનું ઓનલાઇન ડાઉનલોડ	: 09.05.2026 09.00 વાગ્યા થી
ઓનલાઇન ક્લિયર થી સુધી	: 25.05.2026 ૧૬:૦૦ વાગ્યા સુધી
પ્રાર્થન સુધી ઓનલાઇન ઓપનિંગ	: 25.05.2026 16.00 વાગ્યા
ટેન્ડર આઈડી નંબર.	: 2026_UTDNH_8050_1

વિનયો માટે કૃપા કરીને સ્કેન કરો  
[www.dnh.gov.in](http://www.dnh.gov.in), [www.dnhtenders.gov.in](http://www.dnhtenders.gov.in)

નાયબ ૧ ના સંરક્ષક, પ્રાદેશિક, દાદરા અને નગર હવેલી, સિલવાસા  
NO: IP/DMN/2/5/2026-27/151 Dated: 19/05/2026

## જનજાતિ ગરીમા ઉત્સવ-૨૦૨૬ જન ભાગીદારી-સબસે દૂર સબસે પાસ અભિયાન

# ઉમરપાડા તાલુકા ઉચવાણ ખાતે આદિમજુનાથના લોકોને ઘર આંગણે સુવિધાઓ માટે કેમ્પ યોજાયો

તા. ૧૮ થી ૨૫ મે સુધી આદર કાર્ડ, આયુષ્માન ભારત કાર્ડ, જનધન એકાઉન્ટ, જાતિ પ્રમાણપત્ર અને હેલ્થ કેમ્પ સહિતની વિવિધ સરકારી યોજનાઓના લાભો મળશે ઘર આંગણે



જનાદેશ પ્રતિનિધિ, સુરત : દેશના નાનામાં નાના અને છેવાડાના માણસને જીવન જરૂરિયાતની તમામ સુવિધાઓ પ્રાપ્ત થાય તે માટે કેન્દ્ર અને રાજ્ય સરકાર દ્વારા અવિરત પ્રયાસો કરવામાં આવી રહ્યા છે. વંચિતોને વિકાસની અગ્રણી હરોળમાં લાવવા અને આદિમજુનાથની જાતિઓની પૂરતી સુવિધાઓ પૂરી કરવા માટે 'પ્રધાનમંત્રી જનજાતિ આદિવાસી ન્યાય મહાઅભિયાન ? પીએમ જનમન' અભિયાન શરૂ કરવામાં આવ્યું છે. આ અભિયાન અંતર્ગત સુરત જિલ્લાના ઉમરપાડા તાલુકા ઉચવાણ ગામે આદિજાતિ અને આદિમજુનાથ વસવાટ ધરાવતા વિસ્તારોમાં માટે જન ભાગીદારી-સબસે દૂર સબસે પાસ અભિયાન હેઠળ કેમ્પ યોજાયો હતો. જેમાં મોટી સંખ્યામાં લાભાર્થીઓએ હાજર રહીને કેમ્પનો લાભ લઈને સ્થળ પર વિવિધ યોજનાઓના લાભો મેળવ્યા હતા.

સુરત જિલ્લામાં વસતા આદિમજુનાથ લાભાર્થીઓ માટે 'સબસે દૂર, સબસે પહોંચે' ના મુખ્ય મંત્ર સાથે આ વિશેષ સમાહની ઉજવણી તા.૧૮/૦૫/૨૦૨૬ થી ૨૫/૦૫/૨૦૨૬ દરમિયાન વિવિધ કેમ્પો યોજાશે. આ અવેરનેસ અને સેચ્યુરેશન કેમ્પ દરમિયાન ગ્રામજનોને એક જ સ્થળેથી અસંખ્ય યોજનાઓનો લાભ મળી રહેશે. જેમાં પીએમ ગરીબ કલ્યાણ અન્ન યોજના, પ્રધાનમંત્રી આવાસ યોજના, નવ સે જલ યોજના, રેશનકાર્ડ, આધારકાર્ડ, જાતિ અને ડોમિસાઈલ પ્રમાણપત્રો, વિધવા અને દિવ્યાંગ પેન્શન સહાય તેમજ પીએમ ઉજવવા યોજના જેવી પાયાની સેવાઓ પૂરી પાડવામાં આવશે, જેના માટે સ્થળ પર જ નોટરીની સુવિધા પણ ઉપલબ્ધ કરાશે. આરોગ્ય વિભાગ દ્વારા આયુષ્માન ભારત કાર્ડ, પીએમ માટુવંદના યોજના, સીકલ સેલ નાબૂદી અંગેની કામગીરી હાથ ધરવામાં આવી રહી છે.

## દારકા નજીક ચાલુ કારમાં આગ લાગતાં પિતા-પુત્રી જીવતાં ભૂંજાયાં

મોત નીપજ્યું છે. જ્યારે કારની પાછળની સીટ પર બેઠેલા માતાનો ચમત્કારિક રીતે આબાદ બચાવ થયો છે. તેમને સામાન્ય ઈજાઓ પહોંચતા સારવાર અર્થે હોસ્પિટલ ખસેડાયા છે. મળતી માહિતી મુજબ, રાજકોટમાં હોટલ વ્યવસાય સાથે સંકળાયેલો આહિર પરિવાર કલ્યાણપુરના રણજીતપુર ગામે એક ધાર્મિક પ્રસંગમાં હાજરી આપવા માટે આવ્યો હતો. પરિવારમાં પુશીનો માહોલ હતો અને ધાર્મિક કાર્યક્રમ પૂર્ણ કરીને તેઓ અત્યંત આનંદ સાથે પોતાની કારમાં રાજકોટ પરત ફરી રહ્યા હતા. ત્યારે જ કારમાં અચાનક કોઈ અગમ્ય કારણોસર આગ ભભૂકી ઊઠી હતી અને આગળની સીટ પર સવાર પિતા વલ્લભભાઈ અને પુત્રી આગની લપેટમાં આવી ગયા હતા. કારમાં આગ લાગતા પાછળની સીટ પર બેસેલા માતા કારમાંથી બહાર નીકળી જવામાં સફળ રહ્યા હતા અને તેમનો જીવ બચી ગયો હતો. અકસ્માતમાં તેમને સામાન્ય ઈજા થતા સારવાર માટે નજીકની હોસ્પિટલ ખસેડવામાં આવ્યા છે. નજર સામે જ પિતા-પુત્રીને ગુમાવવાનો ઈજાગ્રસ્તને ઊંડો આઘાત લાગ્યો છે. ઘટના પગલે આસપાસના લોકો દોડી આવ્યા હતા અને તાત્કાલિક પોલીસ તેમજ ફાયર બ્રિગેડને જાણ કરી હતી. ફાયરની ટીમે ઘટનાસ્થળે પહોંચીને આગ પર કાબૂ મેળવ્યો હતો, પરંતુ ત્યાં સુધીમાં આખી કાર બળીને પાપ થઈ ગઈ હતી.